

Monday 4th October 2021

Public Holiday - See you tomorrow for the start of Term 4!

WELCOME
BACK



Welcome back to Term 4 at RPS



WELCOME
BACK



Tuesday 5th October, 2021

KINDERGARTEN ZOOM LINK!

Please use the following Zoom link to access Daily Phonics Lesson, Number Talks, Kindy Connects and Darug Language lessons throughout the week.

<https://nsweducation.zoom.us/j/68357625595?pwd=MXk2cjQyeINKMTZrTGI2YnVOamdRdz09>

Meeting ID: 683 5762 5595

Passcode: 295048

Daily Overview
9:00am

Look in the Seesaw Activity Library to see a video with an overview of your learning for today!

Daily Phonics
Lesson 9:30am



Join in with the Kindergarten team for a daily phonics lesson via zoom.

Please use the Kindergarten Zoom link at the top of today's grid! Microphones **must** be muted to ensure all students can hear the teacher.



Morning
English

Task 1:

Phonics:

Look on the Seesaw Activity library for the phonics activity assigned to your child. We are going to be practising tricky words!
If you would like to practice tricky words offline click here to download flash cards -> [Tricky Word flashcards](#).

Reading:

Look on the Seesaw Activity library for the reading activity assigned to your child. *Reading activities are assigned based on students' current reading ability and will support your child's learning.*

Focus: fluent reading - 'reading like a river'. Your child may have already seen the book or words they are reading. The focus now is on improving their ability to read smoothly, not like a robot, and sound out words in their head rather than aloud.

Task 2:

Writing *see note below:

This term, Kindergarten will be practising writing on lines. Please watch [Mrs Briggs' instructional video](#) on how we write on lines to assist with today's lesson and other lessons throughout the week.

Learning Intention:

We are learning to write on a line.

Success Criteria:

- I can write from left to right
- I can write words and sentences on a line

Task: We are practising to write our tricky words on writing lines.
You can:

Riverstone Public School – Kindergarten – Learning from Home, Term 4 Week 1

Storybook:

Listen to the story [‘Lucy Goosey’ by Margaret Wild](#).

During the listen, pause and discuss the following questions with a parent or carer:

- What sorts of things does Lucy do at the pond?
- What part of Lucy is whiffing?
- Where does Lucy hide?
- At the end of the story, where will Lucy look for her mother if her mother gets lost?

- use the ‘Kindergarten lines’ template provided to print
- draw your own lines
- use a writing book that already has chunky lines

Helpful tools to use in your writing activities:

[InitialLit butterfly card](#)

[Kindergarten lines](#)

[Tricky Word Card](#)

Break

Number Talk
Lesson 12:00pm



Join in with the Kindergarten team for a number talk lesson via zoom.

Please use the Kindergarten Zoom link at the top of today’s grid! Microphones **must** be muted to ensure all students can hear the teacher.



Middle
Mathematics

Warm up:

Sing along with the song while counting forwards to 100 [Counting to 100](#)

- 7, 8, 9, 10 ____
 18, 19, 20, 21, ____
 24, 25, 26, 27, ____
 31, 32, 33, 34, ____
 35, 36, 37, 38, ____

Extension (optional): Write 3 of your own counting forward combinations, starting at any number.

Time:

In Kindergarten we focus on reading and representing time on an analogue clock and digital clock to the hour using the term o’clock.

Seesaw Activity:

Time - Week 1, Tuesday - Watch the Seesaw video to learn more about Time before completing the activity.

Break

Afternoon
Other Key Learning
Areas

Science:

Living things and Non-Living Things: A living thing is something that needs water, food and air to survive. Living things breathe and move. For example, children, animals, and plants. On the other hand, a non-living thing is an object that doesn’t move or breathe. It doesn’t need food, water, or air to survive.

Seesaw Activity:

Tuesday, Week 1 - Science [Living things vs. non-living things](#) Watch the short video before completing the Seesaw activity.

Activity - Fold your paper in half or draw a line down the middle of your book. On one side draw 3 living things and on the other side, draw 3 non-living things.

Wednesday 6th October, 2021



KINDERGARTEN ZOOM LINK!

Please use the following Zoom link to access Daily Phonics Lesson, Number Talks, Kindy Connects and Darug Language lessons throughout the week.

<https://nsweducation.zoom.us/j/68357625595?pwd=MXk2cjQyeINKMTZrTG12YnVOamdRdz09>

Meeting ID: 683 5762 5595

Passcode: 295048

Daily Overview
9:00am

Look in the Seesaw Activity Library to see a video with an overview of your learning for today!

Daily Phonics
Lesson 9:30am



Join in with the Kindergarten team for a daily phonics lesson via zoom.

Please use the Kindergarten Zoom link at the top of today's grid! Microphones **must** be muted to ensure all students can hear the teacher.



Morning
English

Task 1:

Phonics:

Look on the Seesaw Activity library for the phonics activity assigned to your child. We are going to be practising tricky words!

If you would like to practice tricky words offline click here to download flash cards -> [Tricky Word flashcards](#).

Reading:

Look on the Seesaw Activity library for the reading activity assigned to your child. *Reading activities are assigned based on students' current reading ability and will support your child's learning.*

Focus: fluent reading - 'reading like a river'. Your child may have already seen the book or words they are reading. The focus now is on improving their ability to read smoothly, not like a robot, and sound out words in their head rather than aloud.

Task 2:

Writing *see note below:

This term, Kindergarten will be practising writing on lines. Please watch [Mrs Briggs instructional video](#) on how we write on lines to assist with today's lesson and other lessons throughout the week.

Learning Intention:

We are learning to write on a line.

Success Criteria:

- I can write from left to right
- I can write words and sentences on a line

Task: Describe your family. What do they look like?

Draw: your family. Who is in your family?

Talk: about what your family looks like? Why do you love them?

Write: Who is in your family? What do they look like? Why do you love them?

To write on lines you can:

- use the 'Kindergarten lines' template provided to print
- draw your own lines
- use a writing book that already has chunky lines

Helpful tools to use in your writing activities:

[InitiaLit butterfly card](#)

[Kindergarten lines](#)

[Tricky Word Card](#)

Riverstone Public School – Kindergarten – Learning from Home, Term 4 Week 1

Break

Number Talk
Lesson 12:00pm



Join in with the Kindergarten team for a number talk lesson via zoom.

Please use the Kindergarten Zoom link at the top of today's grid! Microphones **must** be muted to ensure all students can hear the teacher.

Middle
Mathematics

Warm up:

Sing along with the song while counting forwards and backwards from 30

[Jack Hartmann - forwards and backwards from 30](#)

12, 11, 10, 9, 8 ___
15, 14, 13, 12 ___
17, 16, 15, 14 ___
23, 22, 21, 20 ___
28, 27, 26, 25 ___

Extension (optional): Write 3 of your own counting down combinations.

Before and After:

The Number After - We describe the number after as one more or the number that comes next. Song: [One More!](#)

Seesaw Activity

Week 1, Wednesday - 'The Number After'

Watch the Seesaw video to learn more about 'the number after' before completing the activity.

What Comes Next

In the middle of your page write the numbers 0-20 going down and in a different colour write the number that comes next (one more) to the right >>>> of the number.

Extension (optional): Add the numbers 21-30 and repeat the activity steps.

Break

Afternoon
Other Key Learning
Areas



Time: 1pm – 2pm

This is a time where we encourage staff and students to move away from the computer and do something you love to do! This may be singing songs, dancing to some music, or playing in the backyard. This will be scheduled for every week on Wednesday at this time.

Thursday 7th October, 2021



KINDERGARTEN ZOOM LINK!

Please use the following Zoom link to access Daily Phonics Lesson, Number Talks, Kindy Connects and Darug Language lessons throughout the week.

<https://nsweducation.zoom.us/j/68357625595?pwd=MXk2cjQyeINKMTZrTGI2YnVOamdRdz09>

Meeting ID: 683 5762 5595

Passcode: 295048

Daily Overview
9:00am

Look in the Seesaw Activity Library to see a video with an overview of your learning for today!

Daily Phonics
Lesson 9:30am



Join in with the Kindergarten team for a daily phonics lesson via zoom.

Please use the Kindergarten Zoom link at the top of today's grid! Microphones **must** be muted to ensure all students can hear the teacher.



Morning
English

Task 1:

Phonics:

Look on the Seesaw Activity library for the phonics activity assigned to your child. We are going to be practising tricky words!

If you would like to practice tricky words offline click here to download flash cards -> [Tricky Word flashcards](#).

Reading:

Look on the Seesaw Activity library for the reading activity assigned to your child. *Reading activities are assigned based on students' current reading ability and will support your child's learning.*

Focus: fluent reading - 'reading like a river'. Your child may have already seen the book or words they are reading. The focus now is on improving their ability to read smoothly, not like a robot, and sound out words in their head rather than aloud.

Storybook:

If you need to, relisten to the story: ['Lucy Goosey' by Margaret Wild](#).

Discuss the meanings of the following words and show your actions to describe their meanings:

Mysterious - When something is mysterious, it is strange. Show how you would look if you were exploring a mysterious cave.

Search - If you search for something, you try really hard to find it. You look everywhere.

Task 2:

Writing *see note below:

Please watch the [instructional modelled video of Mrs Briggs](#) to assist you with this task and all other writing tasks throughout the week.

Learning Intention:

We are learning to compose a simple sentence.

Success Criteria:

- I can draw my ideas as 3 pictures
- I can label my ideas using keywords
- I can talk about my 3 ideas

Task: Describe what you did in the holidays. Write one thing that you played, one thing that you watched and one yummy food you ate.

Talk: Discuss what you did in the holidays, describe one thing you played, one thing you watched and one thing you ate that was yummy.

Plan: draw things that you did in the holidays. Use the example template to draw your ideas following:

One thing I played

One thing I watched

One thing I ate

Riverstone Public School – Kindergarten – Learning from Home, Term 4 Week 1

Pretend you have lost your favourite toy. Show how you would search for it.

Tossed - If you toss something, you throw it up lightly in the air.

Show how you would look if you tossed about in a very strong wind.



****Upload your plan to Seesaw but make sure you keep your plan for tomorrow's writing lesson. We will write our sentences about it tomorrow.**

Helpful tools to use in your writing activities:

[InitialLit butterfly card](#)

[Kindergarten lines](#)

[Tricky Word Card](#)

Break

Number Talk
Lesson 12:00pm



Join in with the Kindergarten team for a number talk lesson via zoom.

Please use the Kindergarten Zoom link at the top of today's grid! Microphones **must** be muted to ensure all students can hear the teacher.

Middle
Mathematics

Warm up:

Sing along to the song

[Count forwards and backwards to and from 50](#)

Write the missing numbers

12,13, __, 15, 16, 17

18, 19, 20 __, 21, 22, 23

23, 24, 25, __ 26, 27, 28

25, 26, 27, __ 29, 30, 31

31, 32, 33 __ 34, 35, 36,

Extension (optional): Write 3 of your own number combinations, starting at any number.

Before and After:

The Number Before - We describe the number before as one less.

Seesaw Activity

Week 1, Thursday- 'The Number Before' *Song: One Less!*

Watch the Seesaw video to learn more about 'the number before' before completing the activity.

The Number Before

In the middle of your page write the numbers 1-20 going down and in a different colour write the number that comes before (one less to the left <<<<<< of the number.

Extension (optional): Add the numbers 21-30 and repeat the activity steps.

Break

Afternoon
Other Key Learning
Areas



Darug Language with Ms Seymour

Join 2pm via Zoom

Please use the Kindergarten Zoom link at the top of today's grid!

Friday 8th October, 2021














KINDERGARTEN ZOOM LINK!

Please use the following Zoom link to access Daily Phonics Lesson, Number Talks, Kindy Connects and Darug Language lessons throughout the week.

<https://nsweducation.zoom.us/j/68357625595?pwd=MXk2cjQyeINKMTZrTGI2YnVOamdRdz09>

Meeting ID: 683 5762 5595

Passcode: 295048

<p>Daily Overview 9:00am</p>	<p>Look in the Seesaw Activity Library to see a video with an overview of your learning for today!</p>							
<p>Daily Phonics Lesson 9:30am </p>	<p> Join in with the Kindergarten team for a daily phonics lesson via zoom. Please use the Kindergarten Zoom link at the top of today's grid! Microphones must be muted to ensure all students can hear the teacher.</p>							
<p>Morning English</p>	<p style="text-align: center;"><u>Task 1:</u></p> <p>Phonics: Look on the Seesaw Activity library for the phonics activity assigned to your child. We are going to be practising tricky words! If you would like to practice tricky words offline click here to download flash cards -> Tricky Word flashcards.</p> <p>Reading: Look on the Seesaw Activity library for the reading activity assigned to your child. <i>Reading activities are assigned based on students' current reading ability and will support your child's learning.</i></p> <p>Focus: fluent reading - 'reading like a river'. Your child may have already seen the book or words they are reading. The focus now is on improving their ability to read smoothly, not like a robot, and sound out words in their head rather than aloud.</p>	<p style="text-align: center;"><u>Task 2:</u></p> <p>Writing *see note below: Please watch the instructional modelled video of Mrs Briggs to assist you with this task and all other writing tasks throughout the week.</p> <p>Learning Intention: We are learning to compose a simple sentence.</p> <p>Success Criteria:</p> <ul style="list-style-type: none"> ● I can talk about my ideas ● I can write my ideas into simple sentences ● I can write on the line <p>Task: Describe what you did in the holidays. Write one thing that you played, one thing that you watched and one yummy food you ate. Using your plan from yesterday, talk about what you did in the holidays, describe one thing you played, one thing you watched and one thing you ate that was yummy.</p> <table border="1" data-bbox="997 1282 2047 1559"> <thead> <tr> <th data-bbox="997 1282 1348 1347">One thing I played</th> <th data-bbox="1348 1282 1698 1347">One thing I watched</th> <th data-bbox="1698 1282 2047 1347">One thing I ate</th> </tr> </thead> <tbody> <tr> <td data-bbox="997 1347 1348 1559" style="text-align: center;"></td> <td data-bbox="1348 1347 1698 1559" style="text-align: center;"></td> <td data-bbox="1698 1347 2047 1559" style="text-align: center;"></td> </tr> </tbody> </table>	One thing I played	One thing I watched	One thing I ate			
One thing I played	One thing I watched	One thing I ate						
								

Riverstone Public School – Kindergarten – Learning from Home, Term 4 Week 1

Using the 'Kindergarten lines' template, write 3 things that you enjoyed doing in the holidays. Write about one thing you played, one thing you watched and one thing you ate. For example, In the holidays I played soccer. I kicked a goal. I watched a Disney movie and I ate a yummy burger for dinner.

Helpful tools to use in your writing activities:

[InitialLit butterfly card](#)

[Kindergarten lines](#)

[Tricky Word Card](#)

Break

Middle
Mathematics



Warm up:

Sing along to the song to count to 100
[Jack Hartmann - 1-100](#)

Write the missing numbers

___, 12,13, ___, 15, 16, 17 ___
___, 18, 19, 20 ___, 21, 22, 23, ___
___, 23, 24, 25, ___ 26, 27, 28, ___
___, 25, 26, 27, ___ 29, 30, 31, ___
___, 31, 32, 33 ___ 34, 35, 36, ___

Extension (optional): Write 3 of your own number combinations, starting at any number.

Before and After:

We describe the **number before** as one less. The **number after** we describe as one more or the number that comes next.

Seesaw Activity -

Week 1, Friday - 'Before and After'

Watch the Seesaw video from the previous two days to learn more about 'the number after and before' before completing the activity.

The Number Before and After

On small square pieces of paper, write the numbers between 1-20. Have the numbers facing down and not in the correct order. One at a time turn over a number, and on a separate piece of paper stick that number in the middle of the page. On the right of that number write the number before in another colour and on the left of the number you turned over, write the number after in another colour. Repeat with all of the numbers.

Extension (optional): Add the numbers 21-30 to complete the activity

Break

Afternoon
Other Key Learning
Areas

PDHPE: This week we will practice our skills in movement and sequence by playing the game Ball in a Bucket. We are also working towards participating and cooperating throughout the game.

Activity - Ball in a Bucket

You will need a ball and a bucket and 2 players.

The first player throws the ball in the bucket from a short distance.

This is repeated while the second player runs around the yard or does star jumps. When the first player misses the bucket, the players swap roles so that the first player is now running around the yard or doing star jumps while the second player has their turn throwing the ball into the bucket. Repeat so that each player has several turns.

Seesaw Activity: Friday, Week 1 - PDHPE