

Monday 11th October, 2021





KINDERGARTEN ZOOM LINK!

Please use the following Zoom link to access Daily Phonics Lesson, Number Talks, Kindy Connects and Darug Language lessons throughout the week.

<https://nsweducation.zoom.us/j/68357625595?pwd=MXk2cjQyeINKMTZrTG12YnVOamdRdz09>


Meeting ID: 683 5762 5595

Passcode: 295048



<p>Daily Overview 9:00am</p>	<p>Look in the Seesaw Activity Library to see a video with an overview of your learning for today!</p>	
<p>Daily Phonics Lesson 9:30am</p> 	<p>Join in with the Kindergarten team for a daily phonics lesson via zoom. Please use the Kindergarten Zoom link at the top of today's grid! Microphones must be muted to ensure all students can hear the teacher.</p>	
<p>Morning English</p>	<p style="text-align: center;">Task 1:</p> <p>Phonics: <u>Bluey Tricky Word Challenge!</u> Look on the Seesaw Activity library for the phonics activity assigned to your child. We are going to be practising tricky words! If you would like to practice tricky words offline click here to download flash cards -> Tricky Word flashcards.</p> <p>Reading: Look on the Seesaw Activity library for the reading activity assigned to your child. <i>Reading activities are assigned based on students' current reading ability and will support your child's learning.</i></p> <p><u>Focus:</u> fluent reading - 'reading like a river'. Your child may have already seen the book or words they are reading. The focus now is on improving their ability to read smoothly, not like a robot, and sound out words in their head rather than aloud.</p>	<p style="text-align: center;">Task 2:</p> <p>Writing *see note below: Please watch the instructional modelled video of Mrs Briggs on Seesaw to assist you with this task and all other writing tasks throughout the week. Listen to the story Every Night is Pizza Night by J. Kenji Lopez-Alt.</p> <p>Learning Intention: We are learning to compose a simple sentence.</p> <p>Success Criteria: I can draw my ideas as 3 pictures I can label my ideas using keywords I can talk about my 3 ideas</p> <p>Task: Design and create your own pizza for your family! What ingredients will go on your pizza? How will you cook it and how will it taste? 1. Talk: Discuss what a yummy pizza tastes like. What is on the pizza? 2. Plan: draw how you would make your pizza. -what will you put on your pizza? -how will you cook your pizza and for how long? -how will your pizza taste?</p> <p><u>Helpful tools to use in your writing activities:</u> InitialLit butterfly card Kindergarten lines Tricky Word Card</p> 

Riverstone Public School – Kindergarten – Learning from Home, Term 4 Week 2

Break

<p>Number Talk Lesson 12:00pm</p> 	<p align="center">Join in with the Kindergarten team for a number talk lesson via zoom.</p> <p align="center">Please use the Kindergarten Zoom link at the top of today's grid! Microphones must be muted to ensure all students can hear the teacher.</p>	
<p align="center">Middle <i>Mathematics</i></p>	<p align="center">Warm up:</p> <p>6, 7, 8, 9, 10, ____ 11, 12, 13, 14, 15, ____ 17, 18, 19, 20, 21, ____ 23, 24, 25, 26, 27, ____ 29, 30, 31, 32, 33, ____</p> <p>Extension (optional): Write 3 of your own counting forward combinations, starting at any number.</p>	<p align="center">Ordinal Numbers:</p> <p>Ordinal numbers are used when talking about the position or order of something. For example, the student came 1st in a swimming race. Another example is when talking about the date, yesterday was the 10th of October. In Kindergarten we will focus on reading ordinal numbers from 1st to 10th.</p> <p><u>Seesaw Video and Activity:</u> Week 2, Monday - Ordinal Numbers Watch the video to learn more about ordinal numbers before completing the Seesaw activity.</p>

Break

<p align="center">Afternoon <i>Other Key Learning Areas</i></p>	<p align="center"></p> <p align="center">Kindergarten Connects at 2pm</p> <p align="center">Join the Kindergarten teachers and your friends at the zoom meeting.</p> <p align="center">Please use the Kindergarten Zoom link at the top of today's grid!</p>	<p align="center">Drama:</p> <p>We are exploring Drama this term and will be working on our emotions today.</p> <p>You can practice changing your face into many different expressions. You may like to explore the feelings of a happy face, a sad face, how a cranky face feels or what your face feels like when you don't like something. Feel the way your muscles in your face move and change as you create a different facial expression.</p> <p>Now try moving your body to match the way you are feeling - can you stomp your feet and tense your muscles while squeezing your hands tightly if you are feeling angry or feel the way your shoulders and belly move if you are happy and laughing!</p> <p><i>Seesaw: Drama - Monday Term 4 Week 2</i></p> <p>Post some pictures to Seesaw of you creating many different emotions.</p> 
--	---	--

Tuesday 12th October, 2021



KINDERGARTEN ZOOM LINK!

Please use the following Zoom link to access Daily Phonics Lesson, Number Talks, Kindy Connects and Darug Language lessons throughout the week.

<https://nsweducation.zoom.us/j/68357625595?pwd=MXk2cjQyeINKMTZrTGI2YnVOamdRdz09>

Meeting ID: 683 5762 5595

Passcode: 295048

Daily Overview
9:00am

Look in the Seesaw Activity Library to see a video with an overview of your learning for today!

Daily Phonics
Lesson 9:30am



Join in with the Kindergarten team for a daily phonics lesson via zoom.

Please use the Kindergarten Zoom link at the top of today's grid! Microphones **must** be muted to ensure all students can hear the teacher.



Morning
English

Task 1:

Phonics: Bluey Tricky Word Challenge!

Look on the Seesaw Activity library for the phonics activity assigned to your child. We are going to be practising tricky words!

If you would like to practice tricky words offline click here to download flash cards -> [Tricky Word flashcards](#).

Reading:

Look on the Seesaw Activity library for the reading activity assigned to your child. *Reading activities are assigned based on students' current reading ability and will support your child's learning.*

Focus: fluent reading - 'reading like a river'. Your child may have already seen the book or words they are reading. The focus now is on improving their ability to read smoothly, not like a robot, and sound out words in their head rather than aloud.

Storybook:

We can learn about animal migration through the story 'Lucy Goosey' by Margaret Wild. Choose 2 or more of the following questions to research and answer.

- Why do you think Lucy Goosey didn't want to leave?
- Have you moved home? What was it like?
- Why do you think Lucy had to leave her home?
- What is another way animals can escape the cold?


What do animals who migrate or hibernate do when the weather is warmer again?



Task 2:

Writing *see note below:

Please watch the [instructional modelled video](#) of Mrs Briggs to assist you with this task and all writing tasks this week.



Learning Intention:

We are learning to compose a simple sentence.

Success Criteria:

- I can talk about my ideas
- I can write my ideas into simple sentences
- I can write on the line

Task: Design and create your own pizza for you family! What ingredients will go on your pizza? How will you cook it and how will it taste?

1. Using your plan from yesterday, talk about what you put on your pizza, describe the ingredients, how you will cook your pizza and if it will taste nice.
2. Using the 'Kindergarten lines' template, write about your pizza using your plan. Describe the ingredients, how you will cook your pizza. For example: On my pizza I put mushrooms and lots of chicken bits. I will cook it in the oven for 20 minutes. My pizza tastes yum!

Helpful tools to use in your writing activities:

[InitialLit butterfly card](#)

[Kindergarten lines](#)

[Tricky Word Card](#)

Riverstone Public School – Kindergarten – Learning from Home, Term 4 Week 2

Break

Number Talk
Lesson 12:00pm



Join in with the Kindergarten team for a number talk lesson via zoom.

Please use the Kindergarten Zoom link at the top of today's grid! Microphones **must** be muted to ensure all students can hear the teacher.

Middle
Mathematics

Warm up:

11, 10, 9, 8, 7, ____
 16, 15, 14, 13, 12, ____
 22, 21, 20, 19, 18, ____
 28, 27, 26, 25, 24, ____
 34, 33, 32, 31, 30, ____

Extension (optional): Write 3 of your own counting backwards combinations, starting at any number.

Ordinal Numbers:

Ordinal numbers are used when talking about the position or order of something. For example, the student came 2nd in a running race. Another example is when talking about the date, for example the 1st of October was a Friday. In Kindergarten we will focus on reading ordinal numbers from 1st to 10th.

Seesaw Video and Activity:
 Week 2, Tuesday - Ordinal Numbers
 Watch the video to learn more about Ordinal Numbers before completing the Seesaw activity.

Break

Afternoon
Other Key Learning Areas

Science: Living World

We have started exploring Living and Non-Living things. We know that living things need air, water, and food to survive and that they can move, breathe, and grow. We are going to explore what animals **NEED** to survive.

Watch the video [The Needs of an Animal](#)

After you have watched the video, choose an animal and create a chart that shows what this animal **NEEDS** for survival. (The 4 things they need are food, water, shelter and air). For example, shark - gets food from eating fish, gets water from living in the ocean, shelters in the reef and gets air through gills

Dog - gets food from dog food, water from a water dish, air from the trees and shelter from a kennel.

Science - Tuesday T4, Week 2

Post a photo of your work to *Seesaw*



Wednesday 13th October, 2021



KINDERGARTEN ZOOM LINK!

Please use the following Zoom link to access Daily Phonics Lesson, Number Talks, Kindy Connects and Darug Language lessons throughout the week.

<https://nsweducation.zoom.us/j/68357625595?pwd=MXk2cjQyeINkMTZrTGI2YnVOamdRdz09>

Meeting ID: 683 5762 5595

Passcode: 295048

Daily Overview
9:00am

Look in the Seesaw Activity Library to see a video with an overview of your learning for today!

Daily Phonics
Lesson 9:30am



Join in with the Kindergarten team for a daily phonics lesson via zoom.

Please use the Kindergarten Zoom link at the top of today's grid! Microphones **must** be muted to ensure all students can hear the teacher.



Morning
English

Task 1:

Phonics: Bluey Tricky Word Challenge!

Look on the Seesaw Activity library for the phonics activity assigned to your child. We are going to be practising tricky words!

If you would like to practice tricky words offline click here to download flash cards -> [Tricky Word flashcards](#).

Reading:

Look on the Seesaw Activity library for the reading activity assigned to your child. *Reading activities are assigned based on students' current reading ability and will support your child's learning.*

Focus: fluent reading - 'reading like a river'. Your child may have already seen the book or words they are reading. The focus now is on improving their ability to read smoothly, not like a robot, and sound out words in their head rather than aloud.

Task 2:

Writing *see note below:

This term, Kindergarten will be practising writing on lines. Please watch Mrs Briggs' instructional video on Seesaw on how we write on lines to assist with today's lesson and other lessons throughout the week.

Learning Intention:

We are learning to write on a line.

Success Criteria:

I can write from left to right

I can write words and sentences on a line

Task: We are practising to write our tricky words on writing lines.

The tricky words we will be using are: like, very

You can:

- use the 'Kindergarten lines' template provided to print

- draw your own lines

- use a writing book that already has chunky lines

Helpful tools to use in your writing activities:

[Initial butterfly card](#)

[Kindergarten lines](#)

[Tricky Word Card](#)

Riverstone Public School – Kindergarten – Learning from Home, Term 4 Week 2

Break

Number Talk
Lesson 12:00pm



Join in with the Kindergarten team for a number talk lesson via zoom.

Please use the Kindergarten Zoom link at the top of today's grid! Microphones **must** be muted to ensure all students can hear the teacher.

Middle
Mathematics

Warm up:

6, 7, ____, 9, 10, 11
11, 12, 13, ____, 15, 16
17, 18, ____, 20, 21, 22
23, 24, 25, 26, ____, 28
29, ____, 31, 32, 33, 34

Extension (optional): Write 3 of your own counting combinations, starting at any number.

Using the language of Money:

In Kindergarten we recognise that there are different coins and notes in our monetary system.

Seesaw Video and Activity:

Week 2, Wednesday - Maths

Watch the video to learn more about coins before completing the Seesaw activity.

Break

Afternoon
Other Key Learning
Areas



Time: 1pm – 2pm

This is a time where we encourage staff and students to move away from the computer and do something you love to do! This may be singing songs, dancing to some music, or playing in backyard. This will be scheduled for every week on Wednesday at this time.

Thursday 14th October, 2021






KINDERGARTEN ZOOM LINK!

Please use the following Zoom link to access Daily Phonics Lesson, Number Talks, Kindy Connects and Darug Language lessons throughout the week.

<https://nsweducation.zoom.us/j/68357625595?pwd=MXk2cjQyeINKMTZrTG12YnVOamdRdz09>

Meeting ID: 683 5762 5595

Passcode: 295048

<p>Daily Overview 9:00am</p>	<p>Look in the Seesaw Activity Library to see a video with an overview of your learning for today!</p>	
<p>Daily Phonics Lesson 9:30am</p> 	<p>Join in with the Kindergarten team for a daily phonics lesson via zoom. Please use the Kindergarten Zoom link at the top of today's grid! Microphones must be muted to ensure all students can hear the teacher.</p>	
<p>Morning <i>English</i></p>	<p style="text-align: center;">Task 1:</p> <p>Phonics: Bluey Tricky Word Challenge! Look on the Seesaw Activity library for the phonics activity assigned to your child. We are going to be practising tricky words! If you would like to practice tricky words offline click here to download flash cards -> Tricky Word flashcards.</p> <p>Reading: Look on the Seesaw Activity library for the reading activity assigned to your child. <i>Reading activities are assigned based on students' current reading ability and will support your child's learning.</i></p> <p><i>Focus:</i> fluent reading - 'reading like a river'. Your child may have already seen the book or words they are reading. The focus now is on improving their ability to read smoothly, not like a robot, and sound out words in their head rather than aloud.</p> <p>Storybook: We are going to make a flying goose craft! You will need: goose template, coloured paper, crayons, pens, glitter, scissors, glue.</p> <p>Instructions:</p> <ol style="list-style-type: none"> 1. Trace and cut out the goose template. 2. Cut a small slit in the middle of the goose body near the top. 3. Decorate your goose on both sides with crayons and glitter 4. Fan fold a piece of coloured paper along the longest edge. This will form the goose's wings. 	<p style="text-align: center;">Task 2:</p> <p>Writing *see note below: Please watch the instructional modelled video of Mrs Briggs on Seesaw to assist you with this task and all writing tasks this week.</p> <p>Listen to the story: Hello World! Solar System by Jill McDonald.</p> <p>Learning Intention: We are learning to compose a simple sentence.</p> <p>Success Criteria: I can draw my ideas as 3 pictures I can label my ideas using keywords I can talk about my 3 ideas</p> <p>Task: We have discovered a new planet in our solar system! What does it look like and who lives there?</p> <ol style="list-style-type: none"> 1. Talk: Discuss what your planet looks like, and who lives there? 2. Plan: draw things to describe your planet for example, colour, size, who lives there <p><i>Helpful tools to use in your writing activities:</i> InitialLit butterfly card Kindergarten lines Tricky Word Card</p> 

Riverstone Public School – Kindergarten – Learning from Home, Term 4 Week 2

5. Feed the folded fan through the slit in the goose's body and fluff out the fan.
 6. Glue the two top edges of the fan together to secure.
 7. Hang your goose on a string and watch it fly!
- Upload your craft to Seesaw!

Break

Number Talk
Lesson 12:00pm



Join in with the Kindergarten team for a number talk lesson via zoom.

Please use the Kindergarten Zoom link at the top of today's grid! Microphones **must** be muted to ensure all students can hear the teacher.

Middle
Mathematics

Warm up:

11, ___ 9, 8, 7, ___
16, 15, ___ 3, 12, ___
22, 21, ___, 19, 18, ___
28, ___, 26, 25, 24, ___
34, 33, 32, ___, 30, ___

Extension (optional): Write 3 of your own counting combinations, starting at any number.

Using the language of Money:

In Kindergarten we recognise that there are different coins and notes in our monetary system.

Seesaw Video and Activity:

Week 2, Thursday - Maths

Watch the video to learn more about notes before completing the Seesaw activity.

Break

Afternoon
Other Key Learning
Areas



Darug Language with Ms Seymour

Join 2pm via Zoom

Please use the Kindergarten Zoom link at the top of today's grid!

Friday 15th October, 2021



KINDERGARTEN ZOOM LINK!

Please use the following Zoom link to access Daily Phonics Lesson, Number Talks, Kindy Connects and Darug Language lessons throughout the week.

<https://nsweducation.zoom.us/j/68357625595?pwd=MXk2cjQyelNKMTZrTG12YnVOamdRdz09>

Meeting ID: 683 5762 5595

Passcode: 295048

Daily Overview 9:00am	Look in the Seesaw Activity Library to see a video with an overview of your learning for today!
---------------------------------	---

Daily Phonics Lesson 9:30am 	<p style="text-align: center;">Join in with the Kindergarten team for a daily phonics lesson via zoom.</p> <p>Please use the Kindergarten Zoom link at the top of today's grid! Microphones must be muted to ensure all students can hear the teacher.</p>
--	--

Morning English	<p style="text-align: center;">Task 1:</p> <p>Phonics: Bluey Tricky Word Challenge!</p> <p>Look on the Seesaw Activity library for the phonics activity assigned to your child. We are going to be practising tricky words! If you would like to practice tricky words offline click here to download flash cards -> Tricky Word flashcards.</p> <p>Reading:</p> <p>Look on the Seesaw Activity library for the reading activity assigned to your child. <i>Reading activities are assigned based on students' current reading ability and will support your child's learning.</i></p> <p>Focus: fluent reading - 'reading like a river'. Your child may have already seen the book or words they are reading. The focus now is on improving their ability to read smoothly, not like a robot, and sound out words in their head rather than aloud.</p>	<p style="text-align: center;">Task 2:</p> <p>Writing *see note below:</p> <p>Please watch the instructional modelled video of Mrs Briggs to assist you with this task and all writing tasks this week.</p> <p>Learning Intention:</p> <p>We are learning to compose a simple sentence.</p> <p>Success Criteria:</p> <ul style="list-style-type: none"> -I can talk about my ideas -I can write my ideas into simple sentences -I can write on the line <p>Task: We have discovered a new planet in our solar system! What does it look like and who lives there?</p> <ol style="list-style-type: none"> 1. Using your plan from yesterday, talk about what your planet looks like, describe the colours and the size. Does anyone live on your planet? Who? 2. Using the 'Kindergarten lines' template, write about your planet using your plan. Describe the colour, size and who lives on your planet. <p>For example, My planet is red and orange. It has 3 rings going around it. It is a small planet. The people who live there are giants.</p> <p><u>Helpful tools to use in your writing activities:</u></p> <p>InitialLit butterfly card</p> <p>Kindergarten lines</p> <p>Tricky Word Card</p>	
------------------------	--	---	--

Break

Middle
Mathematics



Warm up:

____, 7, ____, 9, 10, ____
 ____, 12, 13, ____, 15, ____
 ____, 18, ____, 20, 21, ____
 ____, 24, 25, ____, 27, ____
 ____, 30, ____, 32, 33, ____

Extension (optional): Write 3 of your own counting combinations, starting at any number.

Using the language of Money:

In Kindergarten we recognise that there are different coins and notes in our monetary system.

Seesaw Video and Activity:

Week 2, Friday - Maths

Watch the videos from the last two days to revise coins and notes before completing the Seesaw activity.

Break

PDHPE: Ball Skills

Today we are going to practice our ability to throw a ball with precision and accuracy - this means we want the ball to land where we are aiming at throwing it. You can practice throwing a ball over arm and under arm to see what the best way for you is to hit the target you are aiming for.

1. Collect a ball and a bucket or a hoop - or draw a circle on the ground in chalk.
2. Throw the ball so it lands in the bucket, hoop or circle.
3. Try throwing the ball overarm and underarm to test the best way for you to throw a ball to land in the target.

Seesaw - Friday T4 Wk2

Post a photo of your activity



Afternoon
Other Key Learning
Areas