



LEARNING FROM HOME -STAGE 1

MONDAY 7TH MARCH



LITERACY ACTIVITY

We look forward to seeing you on today's ZOOM session at:

Time: 10am

ZOOM Link: [Click here for link.](#)

Meeting ID: 617 8226 3308

Passcode: 671682

What are we learning about?

Writing - informative text.




After ZOOM Task:

Task: You will be creating your own menu from a celebration you do with your family.

Purpose: To use your imagination to come up with different food ideas to share with others.

Audience: Stage 1 Students, Teachers and your family.

Teacher Model - Plan:

Entrée	Main	Dessert
Garlic bread 	Steak, chips and salad 	Chocolate sundae with sprinkles 

Year 1 Focus: I can use adjectives to describe my food.


Year 2 Focus: I can use adjectives to describe my food.
I can use a conjunction (and) to join two ideas.

NUMERACY ACTIVITY

Warm Up: Skip count by 2, 5 and 10 (Year 2 can skip by 3 as well).

Record an estimate of how many birds are in the picture. Record the estimates.

After estimating, exactly how many birds are in this picture? What strategy did you use to work out how many birds are in the picture.



Learning Activity: Use the skip counting strategy you used when counting the birds. What items at home could you use skip counting by 2s, 5s or 10s in your home?

OR

Use the website to link to dice to create a skip counting pattern using the number you roll.

Dice Link: <https://nrich.maths.org/6717>

HEALTH ACTIVITY- CHARACTERISTICS

Redefine characteristics and remind with examples: kind, funny, good friend, tough, thoughtful etc.



Watch the song:

<https://www.youtube.com/watch?v=f6cmXLzxfZE>

Create a portrait of yourself leaving room around your image. Around your portrait label your characteristics.

LEARNING FROM HOME PACKAGE LINKS

Years K - 6 : [Please click here](#)