



LEARNING FROM HOME PRESCHOOL FRIDAY 4TH MARCH



Wellbeing Check and Gratitude Reflection

It is important that we all stay connected. Log onto ZOOM to join your teachers and support staff for a catch-up.

Wear your brightest t-shirt to help put a smile on the faces of your friends.

ZOOM Time: 10:20am - 10:40am

ZOOM Link - [Click here](#)

Meeting ID: 650 5182 8658

Passcode: 205249

Please find attached how to log onto zoom and a copy of the Gratitude Reflection worksheet. Note teachers will lead this conversation using modified language to support preschoolers with the concept of gratitude. It is not a test. No work for parents to do here. We will have fun!

Literacy task

We are learning to engage in singing of familiar songs and action rhymes. Please view the following action song. Children are invited to sing and dance along.

[Click here to view the gold fish song.](#)



Activity: Dance and sing along
Follow up: Talk to someone at home about the song. Explain to them why gold fish don't have showers.

Numeracy task

We are learning to use mathematical language such as full, empty, half full, more and less to compare volume and capacity of containers.



Activity: With adult supervision if safe, put three different sized containers - a cup, a bowl and a tall glass for example outside over night. Predict which will be full or have a higher level of rain water overnight.

Follow up: Check and discuss in the morning. Upload to seesaw journal as a optional extra.


Optional

Preschool

[Link to Guided Learning Package C](#)



GRATITUDE REFLECTION



WHAT ARE YOU GRATEFUL FOR
TODAY?

WHAT DO YOU LOVE ABOUT
YOURSELF?

WHAT ARE YOU EXCITED
ABOUT?

How students can access Zoom meetings in NSW public schools

Sign into Zoom with a desktop browser

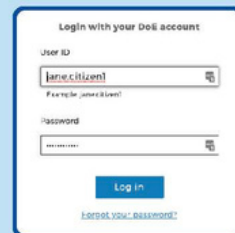


Chrome Edge Firefox Safari

1. Use a **modern browser** in Windows, MacOS or Linux.
2. Browse to the NSW DoE Zoom console at: <https://nsweducation.zoom.us>



3. Select **Sign in** at the bottom.
4. Login with your **department credentials**.



5. For first time users, **download and install** the Zoom desktop client when prompted.
6. Once signed in, **Zoom** will be ready for use!

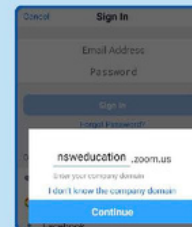
Accessing Zoom using mobile apps

1. Download the **Zoom** app for your specific mobile device.



iOS [Download](#) Android [Download](#)

2. Once installed, open **Zoom**, tap **Sign In** then tap **SSO**.
3. Type **nsweducation** and tap **Continue**.



4. The **DoE log on screen** will appear. Sign in with your normal department credentials.



5. Once signed in, **Zoom** will be ready for use!

More information

- [How to join a Zoom meeting](#)
- [Participating in a meeting](#)

