



LEARNING FROM HOME - STAGE 3

FRIDAY 4TH MARCH

Wellbeing Check and Gratitude Reflection

It is important that we all stay connected. Log onto ZOOM to join your teachers and support staff for a catch-up.

Wear your brightest t-shirt to help put a smile on the faces of your friends.

ZOOM Time: 9am

ZOOM Link - Click here
[Stage 3 Check In](#)

Meeting ID: 695 8165 8103
Passcode: 123370

Please find attached how to log onto zoom and a copy of the Gratitude Reflection worksheet.

Numeracy task

Log in to your Google Classroom to access today's Numeracy Task. Follow the instructions and complete the Google Form.

If you have no access to the internet, complete the questions on the number 334

1. Write it in words.
2. What is 100 less?
3. What is 50 more?
4. Add 39.
5. Round it to the nearest 10.
6. What is the next odd number?
7. Complete the pattern, add 6: 344, ____,
____, ____
8. Is it a prime or composite number?
9. Is it divisible by 5?
10. Multiply it by 100.

You can repeat this with another number.

Literacy task

Log in to your Google Classroom to access today's Literacy Task. Read the text about floods and answer the questions on the Google Form. Remember to read the text carefully first. Then, read through the questions and find the correct answer.

If you have no access to the internet, write a letter to your parents persuading them of where the best place for a holiday would be.

Optional

Preschool

[Link to Guided Learning Package C](#)

K- 6

[Link to Guided learning package C](#)



GRATITUDE REFLECTION



WHAT ARE YOU GRATEFUL FOR
TODAY?

WHAT DO YOU LOVE ABOUT
YOURSELF?

WHAT ARE YOU EXCITED
ABOUT?

How students can access Zoom meetings in NSW public schools

Sign into Zoom with a desktop browser

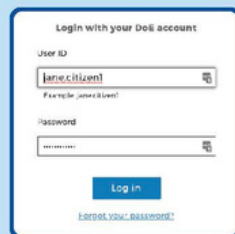


Chrome Edge Firefox Safari

1. Use a **modern browser** in Windows, MacOS or Linux.
2. Browse to the NSW DoE Zoom console at: <https://nsweducation.zoom.us>



3. Select **Sign in** at the bottom.
4. Login with your **department credentials**.



5. For first time users, **download and install** the Zoom desktop client when prompted.
6. Once signed in, **Zoom** will be ready for use!

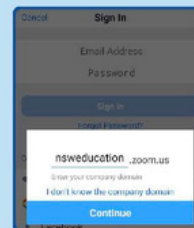
Accessing Zoom using mobile apps

1. Download the **Zoom** app for your specific mobile device.

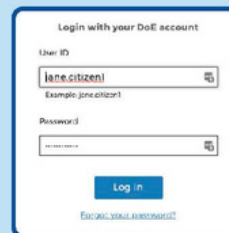


iOS [Download](#) Android [Download](#)

2. Once installed, open **Zoom**, tap **Sign In** then tap **SSO**.
3. Type **nsweducation** and tap **Continue**.



4. The **DoE log on screen** will appear. Sign in with your normal department credentials.



5. Once signed in, **Zoom** will be ready for use!

More information

- [How to join a Zoom meeting](#)
- [Participating in a meeting](#)

