

Riverstone Public School – SW and SC – Learning from Home Term 4 Week 1



Theses target lessons must be prioritised.

MONDAY 4th October 2021

PUBLIC HOLIDAY. NO SCHOOL TODAY.

Morning

Break

Break

Break

Middle

Break

Break


Break


Break

Break


Afternoon


TUESDAY 5th October 2021

Stage 1 ZOOM LINK	<p>STAGE 1 Phonics ZOOM - 10.15am daily Zoom Link: https://nsweducation.zoom.us/j/68292924087?pwd=RTArSjBqT0pBM0d1Vi9mRzZlMWR0QT09 Meeting ID: 682 9292 4087 Passcode: 819313</p> <p>STAGE 1 Number Talks ZOOM Mon-Thurs 12:30pm</p> <p>EARLY STAGE 1 Phonics ZOOM – 9.30am daily https://nsweducation.zoom.us/j/61049424523?pwd=ZzdiRjkrRE9lVHVlUkhBQmlFcmZoUT09 Meeting ID: 610 4942 4523 Passcode: 704072</p> <p>EARLY STAGE 1 Number Talks ZOOM Mon-Thurs 12pm</p> <p>Login to Seesaw at 9am to get each day's daily overview. If you have a question post to Seesaw.</p>
Morning	<div style="display: flex; justify-content: space-between;"> <div style="width: 48%;"> <p>TASK 1 - Phonics and Sight Words</p>  <p>Zoom lesson - 10.15am - Mrs Ghattas Connect on the zoom link above OR found in Seesaw. Bring paper and a pencil.</p> <p>InitialLit lesson 97: Revision ‘_ey’ (key), ‘_y’ (puppy) Today we will revise some tricky words. We will revise another way to spell and sound /e/ at the end of a word. We will read about some crazy animals and finish with a word sort.</p> <p>Offline: Read each of the following words: pony donkey monkey candy honey happy turkey funny bumpy hockey</p> <p>- Make 2 columns ey/ y and write the words into the correct column</p> <p>Complete the activities on Seesaw that link to our InitialLit lesson.</p> </div> <div style="width: 48%;"> <p>TASK 3 – English – Storybook - Please please the bees</p> <p>Watch and listen to the story without any interruptions https://www.youtube.com/watch?v=uWWHZPuubKo-</p> <p>Writing: Information report - Bees Watch the video by clicking on the link- All about Bees https://www.youtube.com/watch?v=ta154f5Rp5Y- Then label the body parts of a bee on the seesaw activity or on the worksheet found below the learning grid.</p> <p>This week we are going to learn to write an information report on bees. Today you will write about the appearance (how the bee looks).</p> <p>Learning Intention: We are learning to write an information report about bees. Today we will write as much information about the bee's appearance as we can.</p> <p>Success Criteria – I can: Write 1-2 simple and compound sentences. Use adjectives to describe the features of the bee Use a capital letter at the start and a full stop at the end.</p> <p>Success Criteria extension – I can: Write a paragraph with 3-4 simple and compound sentences</p> </div> </div>

	Task 2 - Reading Visit PM reader online and read a book to someone. If you can record your voice while reading the book on Seesaw and send across, I will love to hear it. Logins are posted on Seesaw.		Use adjectives and adverbs to describe the features of the bee Use a variety of punctuation e.g. . , ! ?	
Break	Break	Break		
Middle	TASK 1 - Maths Songs and Counting Sing along to our maths songs, and practice counting forward and backwards from 1-30, 1-50 or 1-100.	TASK 2 – Number Talks Zoom Zoom lesson - Join us at 12.30pm on the zoom link above for our number. Connect on Zoom or click on the link in Seesaw. 	TASK 3 – Mathematics – Addition Complete the activity on Seesaw or the offline activity found below the learning grid.	TASK 4 (optional) - Brain Break Dance activity – Sticky Icky https://www.youtube.com/watch?v=id53ZddMJlg
Break	Break	Break	Break	Break
Afternoon	TASK 1 – Art – Directed drawing Click on the link and follow the instructions to learn how to draw a bee. https://www.youtube.com/watch?v=Ho4aUHY6fss		TASK 2 (Optional) – Bee Hunt Head outside to your garden. Without getting too close count how many bees, you can see in your garden and watch how they behave.	

WEDNESDAY 6th October 2021


Stage 1 ZOOM LINK	STAGE 1 Phonics ZOOM - 10.15am daily Zoom Link: https://nsweducation.zoom.us/j/68292924087?pwd=RTArSjBqT0pBM0d1Vi9mRzZlMWR0QT09 Meeting ID: 682 9292 4087 Passcode: 819313 EARLY STAGE 1 Phonics ZOOM – 9.30am daily https://nsweducation.zoom.us/j/61049424523?pwd=ZzdiRjkrRE9lVHVIUkhBQmIFcmZoUT09 Meeting ID: 610 4942 4523 Passcode: 704072 Login to Seesaw at 9am to get each day's daily overview. If you have a question post to Seesaw.	STAGE 1 Number Talks ZOOM Mon-Thurs 12:30pm EARLY STAGE 1 Number Talks ZOOM Mon-Thurs 12pm
Morning	TASK 1 – Phonics and Sight Words  Zoom lesson - 10.15am - Mrs Ghattas Connect on the zoom link above OR found in Seesaw. Bring paper and a pencil. InitialLit lesson 98: Revision - Adding suffix 'y' (adjectives) Today we are going to revise some tricky words and suffixes. We will revise adding the suffix 'y' to words to make adjectives. Offline: Complete the words below. Read each of the word and then choose 2 to write into a sentence. Complete the activities on Seesaw that link to our InitialLit lesson. TASK 2 - Reading Visit PM reader online and read a book to someone. If you can record your voice while reading the book on Seesaw and send across, I will love to hear it. Logins are posted on Seesaw.	TASK 3 – English – Storybook Watch and listen to the story without any interruptions https://www.youtube.com/watch?v=uWWHZPuubKo- Listen to the story Bee Life Cycle - YouTube Draw a picture of the lifecycle of a bee and label the drawings. What are the 4 stages? Writing: Information Report - Life cycle of a bee Watch the link to learn some facts: https://www.youtube.com/watch?v=xD5tdykIJB Today you will add to your information report about bees. Title: Life Cycle of bees Learning Intention: We are learning to write an information report about bees. Today we will write as much information about the bee's life cycle as we can. Success Criteria – I can: Write 1-2 simple and compound sentences about the life cycle of bees. Use adjectives and verbs to describe the life cycle Use a capital letter at the start and a full stop at the end.

			Success Criteria extension – I can: Write a paragraph with 3-4 simple and compound sentences Include vocabulary specific to the life cycle Use adjectives and adverbs to describe the features of the bee.	
Break	Break	Break		
Middle	TASK 1 - Math Songs and Counting Sing along to our math songs, and practice counting forward and backwards from 1-30, 1-50 or 1-100.	TASK 2 - Number Talks with Stage 1 - 12:30pm Zoom lesson - Join us at 12.30pm on the zoom link above for our number talks presented by Miss Tjhia. Connect on Zoom or click on the link in Seesaw. 	RPS UNPLUGGED from 1-2 pm No technology, no screen time, no work – please take a break.	
Break	Break	Break	Break	
Afternoon	TASK 1 – TASK 1 - Aboriginal Languages 2pm Join in with Stage 1 and Ms Seymour on a Zoom meeting to learn Dharug Language. Zoom Link: https://nsweducation.zoom.us/j/68292924087?pwd=RTArSjBqT0pBM0d1Vi9mRzZlMWR0QT09 Meeting ID: 682 9292 4087		TASK 2 (Optional) – Bee Movie Watch the Bee Movie if you have access to view it. It can be found on Netflix if your family has access. You can also view part of the movie on the following link: Bee Movie - Pollen Power Fandango Family - YouTube	
	Passcode: 819313			



THURSDAY 7th October 2021


Stage 1 ZOOM LINK	<div> <div> STAGE 1 Phonics ZOOM - 10.15am daily Zoom Link: https://nsweducation.zoom.us/j/68292924087?pwd=RTArSjBqT0pBM0d1Vi9mRzZlMWR0QT09 Meeting ID: 682 9292 4087 Passcode: 819313 </div> <div> STAGE 1 Number Talks ZOOM Mon-Thurs 12:30pm </div> </div> <div> <div> EARLY STAGE 1 Phonics ZOOM – 9.30am daily https://nsweducation.zoom.us/j/61049424523?pwd=ZzdiRjkrRE9lVHVlUkhBQmlFcmZoUT09 Meeting ID: 610 4942 4523 Passcode: 704072 </div> <div> EARLY STAGE 1 Number Talks ZOOM Mon-Thurs 12pm </div> </div> <p>Login to Seesaw at 9am to get each day's daily overview. If you have a question post to Seesaw.</p>	
Morning	<p>TASK 1 - Phonics and Sight Words</p> <p>Zoom lesson - 10.15am - Mrs Ghattas Connect on the zoom link above OR found in Seesaw. Bring paper and a pencil.</p> <p>InitialLit lesson 102 - Revision Suffix - ly, Today we are going to revise some tricky words. We will revise adverbs and the suffix 'ly'. We will also go on an imaginary expedition to see a lion cub.</p> <p>Offline: Tricky words: only, their, great Rewrite each of the sentences and put the correct tricky word in the missing blank space. Make sure it makes sense.</p> <p>Complete the activities on Seesaw that link to our InitialLit lesson.</p> <p>TASK 2 - Reading</p> <p>Visit PM reader online and read a book to someone. If you can record your voice while reading the book on Seesaw and send across, I will love to hear it. Logins are posted on Seesaw.</p>	<p>TASK 3 – English – Storybook</p> <p>Watch and listen to the story without any interruptions https://www.youtube.com/watch?v=uWWHZPuubKo- Watch the video https://www.youtube.com/watch?v=ta154f5Rp5Y</p> <p>Complete the activity on Seesaw or answer the following questions:</p> <p>What noise do bees make? When do bees use their stinger? What are the two types of bees? What yummy, sweet, sticky stuff do bees make? Where do bees live? What does the queen bee do? What are the other bees who live in the hive called and what is their job? Where do bees get their food from? What is the flower juice called? What is the yellow dust called?</p> <p>Today you will add to your information report about bees. Title: Interesting facts about bees</p>



			<p><u>Learning Intention:</u> We are learning to write an information report about bees. Today we will write as much information about the bees as we can.</p> <p><u>Success Criteria – I can:</u> Write 1-2 simple and compound sentences about bees Use adjectives and verbs to describe bees Use a capital letter at the start and a full stop at the end.</p> <p><u>Success Criteria extension – I can:</u> Write a paragraph with 3-4 simple and compound sentences Include vocabulary specific to bees Uses adjectives and adverbs to describe the bee.</p>	
Break	Break	Break		
Middle	<p>TASK 1 - Maths Songs and Counting</p> <p>Sing along to our maths songs, and practice counting forward and backwards from 1-30, 1-50 or 1-100.</p>	<p>TASK 2 - Number Talks with Stage 1 - 12:30pm</p>  <p>Zoom lesson - Join us at 12.30pm on the zoom link above for our number talks. Connect on Zoom or click on the link in Seesaw</p>	<p>TASK 3 – Mathematics – Subtraction</p> <ul style="list-style-type: none"> - Grab some playdough or pasta and draw some squared boxes. - Look at the subtraction problems below the learning grid to complete the activity. - For example: 12- 6- Make 12 small playdough balls and counting back from 12 until you have counted 6 numbers by squashing the playdough. 	<p>TASK 4 (optional) – Cosmic Yoga</p> <p>Back to school Yoga - https://www.youtube.com/watch?v=Mus0sjniKT0</p>
Break	Break	Break	Break	Break
Afternoon	<p>TASK 1 – PDHPE-Road Safety</p> <ul style="list-style-type: none"> - Watch the video Pedestrian Safer Journey https://www.youtube.com/watch?v=PzghGxEqBMQ - After you have watched the video, have a discussion with someone at home about how you can be safe when walking near the road. - Then look at the picture below the learning grid. Circle all the things that are dangerous, and you should not do when crossing the road. 		<p>TASK 2 – SC and SW Zoom</p> <p>SW and SC Connects 2:30pm</p> <p>Join the teachers and your friends at the zoom meeting.</p> <p>Join Zoom Meeting at: https://nsweducation.zoom.us/j/69772992493?pwd=aDJaYVlOU2M5aFZWtR3dWNaTmlrdz09</p> <p>Meeting ID: 697 7299 2493 Passcode: 554908</p>	

FRIDAY 8th October 2021


Stage 1 ZOOM LINK	<p>STAGE 1 Phonics ZOOM - 10.15am daily Zoom Link: https://nsweducation.zoom.us/j/68292924087?pwd=RTArSjBqT0pBM0d1Vi9mRzZlMWR0QT09 Meeting ID: 682 9292 4087 Passcode: 819313</p> <p>STAGE 1 Number Talks ZOOM Mon-Thurs 12:30pm</p> <p>EARLY STAGE 1 Phonics ZOOM – 9.30am daily https://nsweducation.zoom.us/j/61049424523?pwd=ZzdiRjkrRE9lVHVIUkhBQmlFcmZoUT09 Meeting ID: 610 4942 4523 Passcode: 704072</p> <p>EARLY STAGE 1 Number Talks ZOOM Mon-Thurs 12pm</p> <p>Login to Seesaw at 9am to get each day's daily overview. If you have a question post to Seesaw.</p>
Morning	<div> <div> <p>TASK 1 - Phonics and Sight Words</p> <p>Zoom lesson - 10.15am - Mrs Ghattas Connect on the zoom link above OR found in your Seesaw. Bring paper and a pencil.</p> <p>InitialLit lesson 106: Revision - Contractions Today we are going to revise how to read and write words that are called contractions. We will also revise a rhyme.</p> <p>Offline: A contraction is 2 words shortened to one word using an apostrophe. Write the contractions for the following words:</p> <ul style="list-style-type: none"> • will not • did not • he is • should not <p>Read a book in your house and find all the contractions in the story. Use 2 of these contractions and write them in a sentence. Make</p> </div> <div>   </div> </div> <div> <p>Task 2 – Storybook</p> <p>Watch and listen to the story without any interruptions https://www.youtube.com/watch?v=uWWHZPuubKo-</p> <p>PowerPoint Presentation Create a PowerPoint using the information you have written about during the week. Watch the video on how to create a PowerPoint. Include pictures on each slide. There should be 4 slides: Slide 1 - Title Page Slide 2 - Appearance Slide 3 - Life cycle of a Bee Slide 4 – Interesting facts</p> <p>Success Criteria:</p> <ul style="list-style-type: none"> • Writes an information report about bees using PowerPoint • Includes information about appearance, habitat, life cycle, how honey is made? <p>Presents the information neatly using colour and pictures.</p> </div>

	<p>sure your sentences make sense.</p> <p>Complete the activities on Seesaw that link to our InitialLit lesson.</p>			
Break	Break	Break	Break	Break
Middle	<p>TASK 1 - Maths Songs and Counting</p> <p>Sing along to our maths songs, and practice counting forward and backwards from 1-30, 1-50, 1-100.</p>	<p>TASK 2 - Number of the Day 16</p> <p>Collect 16 objects. Practise counting your collection, forwards and backwards. How many ways can you show 16? Can you skip count by 2s up to 16? Complete the worksheet below or the activity on Seesaw of all the different ways to show 16.</p> 	<p>TASK 3 – Mathematics – Studyladder</p> <p>Complete the money activities assigned to you on Studyladder.</p>	<p>TASK 4 (optional) - Brain Break</p> <p>Dance activity – Awesome Rainbows</p> <p>https://www.youtube.com/watch?v=tbPGvZDNoY0</p>
Break	Break	Break	Break	Break
Afternoon	<p>Task 1 – History - Past, Present and Future</p> <p>- Watch the Back in Time for Dinner videos to see how everyday life has changed throughout the decades. <i>Some videos are rated G and PG parents may wish to supervise when students are watching videos.</i></p> <ul style="list-style-type: none"> 1950's: https://iview.abc.net.au/video/CK1896H001S00 1960's: https://iview.abc.net.au/video/CK1896H002S00 1970's: https://iview.abc.net.au/video/CK1896H003S00 1980's: https://iview.abc.net.au/video/CK1896H004S00 1990's: https://iview.abc.net.au/video/CK1896H005S00 <p>- Choose one of the videos to compare that decade and with how your life is now.</p> <p>- Draw a Venn Diagram (see image below the learning grid) and write what was different and what was the same about your life now and the decade you chose.</p>		<p>Task 2 (optional) – Taronga Zoo</p> <p>Join the Taronga Zoo Team and their furry friend online for a virtual lesson. The details for the lesson and link will be provided on Seesaw closer to the day.</p>	

Tuesday

Phonics

ey



keys jockey
monkey turkey
donkey parsley
money jersey
journey chimney
honey alley
valley storey

This is a Seomra Ranga resource. It is free of copyright for classroom use. All other uses are strictly © copyright. All rights reserved.
www.seomraranga.com

y says e



funny
sorry tiny
jelly happy
bunny
windy party lucky

Phonics-Teaching.com


Read to Succeed

Tuesday

Writing

Label the Honeybee

Look at the word box. Rewrite the labels in the correct boxes so that the bee is correctly labelled.



Word box

antenna

leg

compound eye

wings

abdomen


thorax

pollen basket

Tuesday

Grab a clothes hanger and some pegs. Look at the addition sentences below or if you have dice at home use that.

Create the additional sentences on the clothes hanger for example: The problem is $7+5$, first lay out 7 pegs and then count on from 7 (8,9,10,11,12) until you have added 5 more pegs on the other side to find the total of the number sentence.



$6 + 6$	$9 + 4$
$10 + 5$	$7 + 3$
$4 + 3$	$6 + 9$
$4 + 4$	$9 + 3$
$2 + 8$	$10 + 2$
$6 + 3$	$5 + 4$
$11 + 7$	$12 + 6$
$8 + 3$	$8 + 8$
$7 + 7$	$5 + 2$
$9 + 5$	$12 + 6$

Wednesday

Phonics

bump + y = _____

stick + y = _____

fluff + y = _____

smell + y = _____

chew + y = _____

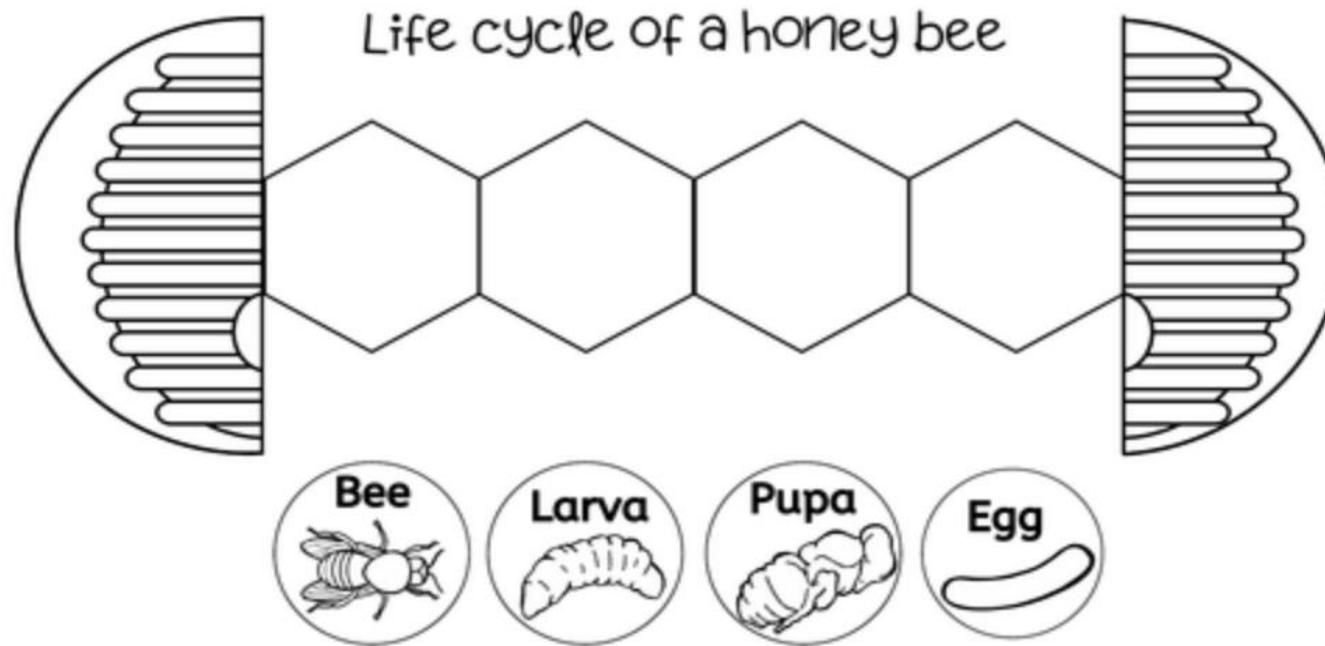
storm + y = _____

cloud + y = _____

cream + y = _____

Wednesday

Writing



1. Colour the bee's nest and the stages of the honey bee life cycle.
2. Cut out the life cycle stages and put them in order.
3. Stick the life cycle stages inside the hexagonal 'cells'.
4. Cut out the template and fold. There is a picture to help you with this.



Thursday

Phonics

only

their

great

We had a _____ day at the zoo yesterday! We
saw two little monkeys in a cage. They ate bananas using
_____ hands. Do monkeys _____ eat bananas?

Thursday

Maths

$$10 - 4 =$$

$$9 - 3 =$$

$$12 - 8 =$$

$$17 - 6 =$$

$$19 - 3 =$$



Thursday

PDHPE



Friday

Phonics

Contractions

A contraction is a shorter way to say two words.

is + not = isn't

An apostrophe will fill the space of the missing letters.

I + am = I'm	you + have = you've
we + are = we're	it + is = it's
she + will = she'll	did + not = didn't
he + is = he's	you + would = you'd
do + not = don't	they + are = they're

Make, Take & Teach

Friday

Number of the day activity sheet

Tens Frames

Tens

Ones

10 less

1 less

1 more

10 more

Tally Marks

Groups of

__ X __ = __

Number Sentence

__ + __ = __

Friday

History

