





MONDAY 18th October 2021

Zoom Links	<p>Early Stage 1 zoom link: https://nsweducation.zoom.us/j/68357625595?pwd=MXk2cjQyelNKMTZrTGl2YnVOamdRdz09 Meeting ID: 683 5762 5595 Passcode: 295048</p> <p>Stage 1 zoom Link: https://nsweducation.zoom.us/j/68292924087?pwd=RTArSiBqT0pBM0d1Vi9mRzZlMWR0QT09 Meeting ID: 682 9292 4087 Passcode: 819313</p> <p>Login to Seesaw at 9am to get each day's daily overview. If you have a question post on Seesaw.</p>
Morning	<div> <div> <p>Task 1 - Phonics - Zoom lesson - 10.15am - Mrs White</p> <p>Connect on the zoom link above OR found in Seesaw. Bring paper and a pencil.</p> <p>InitialLit lesson 124: prefix 'un'</p> <p>Today we are going to say our Bossy 'e' rap and then read some words with bossy 'e'. We will then do some actions and their opposites and learn about the prefix 'un'. We will read words and sentences with this prefix.</p> <p>Offline</p> <p>Complete the activity found below the learning grid.</p> </div> <div>  </div> </div> <div> <p>TASK 2 - English - Storybook</p> <p>Listen to and watch the story Eric and the Red Planet: https://www.youtube.com/watch?v=7RtbO9WsRCs</p> <p>Writing Task - Information report – Today's Title – The Universe</p> <p>This week's task is we are going to write an information report about space. Today you will about write about the universe.</p> <p>Watch the link to learn some interesting facts about the universe: https://www.youtube.com/watch?v=NGO10iKnWp0</p> <p>Write 2-3 sentences about the universe.</p> <p>Learning Intention: To write an information report about space. Today we will write about the universe.</p> <p>Success Criteria:</p> <ul style="list-style-type: none"> • Write 2-3 simple and compound sentences about the universe. • Uses adjectives and verbs to describe the verbs. • Use a capital letter at the start and a full stop at the end. </div>
Break	<div>Break</div> <div>Break</div>

<p>Middle</p>	<p>Zoom lesson - Join us at 12.30pm on the zoom link above for our number talks presented by Miss Tjhia.</p> <p></p> <p>Task 1 – Mathematics - Commutative Property</p> <p>Commutative property means when we are adding numbers together, they can be switched around as much as you want and the answer will still be the same. For example, $12+8=20$ and $8+12=20$.</p> <p>Watch the Youtube video – Addition and Subtraction Strategies to help you learn more about commutative property. https://www.youtube.com/watch?v=FtijkzSnZ4G4</p> <p><u>Online</u> Complete the commutative addition activities on seesaw.</p> <p><u>Offline</u> Complete the worksheets found below the learning grid.</p>	<p>Task 2 - Mathematics – Money</p> <p>Complete a coin rub of each coin on the TAIL side of the coins. Label the coins with money value (5c, 10c, 20c, 50c, \$1, \$2) AND with the picture on the TAIL side of the coin (put word on board for reference):</p> <ul style="list-style-type: none"> • 5c - Echidna • 10c - Lyrebird • 20c - Platypus • 50c - Coat of Arms • \$1 - Kangaroo • \$2 - Aboriginal Man and Southern Cross <p>Complete the worksheet found below the learning grid identifying coins and colouring them the selected colours.</p>
<p>Break</p>	<p>Break</p>	<p>Break</p>
	<p>TASK 1 – Science - Materials and their Properties</p> <p>Choose 3 everyday items found in your house. Write down what the material is made of. List the properties of these items. For example:</p> <ul style="list-style-type: none"> • hard or soft • rough or smooth • shiny or dull • bendy or stiff 	<p>Optional Activity 1- Koo Koo Kangaroo – Pop See Ko 3 (Dance-a-long)</p> <p>https://www.youtube.com/watch?v=vbpzfnEQjE</p>

TUESDAY 19th October 2021

Zoom Links	<p>Early Stage 1 zoom link: https://nsweducation.zoom.us/j/68357625595?pwd=MXk2cjQyelNKMTZrTGl2YnVOamdRdz09 Meeting ID: 683 5762 5595 Passcode: 295048</p> <p>Stage 1 zoom Link: https://nsweducation.zoom.us/j/68292924087?pwd=RTArSjBqT0pBM0d1Vi9mRzZlMWR0QT09 Meeting ID: 682 9292 4087 Passcode: 819313</p> <p>Login to Seesaw at 9am to get each day's daily overview. If you have a question post on Seesaw.</p>
Morning	<div style="display: flex; justify-content: space-between;"> <div style="width: 45%;"> <p>Task 1 – Phonics - Zoom lesson - 10.15am - Mrs White</p> <p>InitialLit lesson 125: Prefix 'un'</p> <p>Today we will learn some new tricky words. We will also revise what a prefix is and read a story together.</p> <p><u>Offline</u></p> <p>Complete the activity found below the learning grid.</p> </div> <div style="width: 45%; text-align: center;">  </div> <div style="width: 45%;"> <p>Task 2 -English - Storybook -</p> <p>Listen to and watch the story Eric and the Red Planet: https://www.youtube.com/watch?v=7RtbO9WsRCs</p> <ul style="list-style-type: none"> • What fell out of the cereal box? • What was the most exciting part of Eric's prize? • What did Eric and Erica find on Mars? <p>Writing Task - Information report – Today's title – The Solar System</p> <p>This week's task is we are going to write an information report about the space. Today you will about write about the planets.</p> <ul style="list-style-type: none"> ♦ Watch the link to learn some facts: https://www.youtube.com/watch?v=FTQKy19e2OQ ♦ Write 2-3 sentences about the planets found in the solar system. <p><u>Learning Intention:</u> To write an information report about planets. Today we will write about the planets in the solar system</p> <p><u>Success Criteria:</u></p> <ul style="list-style-type: none"> • Write 2-3 simple and compound sentences about the planets in the solar system. • Uses adjectives and verbs to describe the verbs. • Use a capital letter at the start and a full stop at the end. </div> </div>

Break	Break	Break
Middle	<p>Zoom lesson - Join us at 12.30pm on the zoom link above for our number talks presented by Miss Tjhia.</p>  <p>Task 1 – Mathematics - Commutative Property</p> <p>Watch the Youtube video – Commutative Property of Addition to help you learn more about commutative property. https://www.youtube.com/watch?v=kHdJ6yvHZtE</p> <p><u>Online</u> Complete the commutative addition activities on seesaw.</p> <p><u>Offline</u> Complete the worksheets found below the learning grid.</p>	<p>Task 2 - Mathematics – Money</p> <ul style="list-style-type: none"> Complete the activity on Seesaw looking at coins and putting the coins in order from smallest to largest. <p><u>Offline:</u> See below the learning grid for the activity sheet.</p>
Break	Break	Break
Afternoon	<p>Task 1- Art - Solar System Rock Painting</p> <p>Watch the video on how to paint the solar system on rocks https://www.youtube.com/watch?v=0_afmxy9YCs</p> <p>You don't have to paint all the planets; you can fast forward the video and choose your favourite planet to paint.</p>	


WEDNESDAY 20th October 2021



Zoom Links	<p>Early Stage 1 zoom link: https://nsweducation.zoom.us/j/68357625595?pwd=MXk2cjQyeINKMTZrTGI2YnVOamdRdz09 Meeting ID: 683 5762 5595 Passcode: 295048</p> <p>Stage 1 zoom Link: https://nsweducation.zoom.us/j/68292924087?pwd=RTArSjBqT0pBM0d1Vi9mRzZlMWR0QT09 Meeting ID: 682 9292 4087 Passcode: 819313</p> <p>Login to Seesaw at 9am to get each day's daily overview. If you have a question post on Seesaw.</p>	
Morning	<p>Task 1 – Phonics - Zoom lesson - 10.15am - Mrs White</p> <p>InitialLit lesson 126: Multi-syllable words</p> <p>Today we are going to revise our letter sounds and some tricky words. We will then learn how to read and write long words with two, three or even four syllables.</p> <p><u>Offline</u></p> <p>Complete the activity found below the learning grid.</p>	<p>Task 2 -English - Storybook -</p> <p>Listen to and watch the story Eric and the Red Planet: https://www.youtube.com/watch?v=7RtbO9WsRCs</p> <ul style="list-style-type: none"> • Would you like to go to space? Why or why not? <p>Writing Task - Information report – Today's Title – The Sun</p> <p>This week's task is we are going to write an information report about space. Today you will write about the sun.</p> <ul style="list-style-type: none"> ♦ Watch the link to learn some interesting facts about the sun: https://www.youtube.com/watch?v=sePqPIXMsAc ♦ Write 2-3 sentences about the sun. <p>Learning Intention: To write an information report about space. Today we will write about the sun.</p> <p>Success Criteria:</p> <ul style="list-style-type: none"> • Write 2-3 simple and compound sentences about the universe. • Uses adjectives and verbs to describe the verbs. • Use a capital letter at the start and a full stop at the end.
Break	Break	Break


<p>Middle</p>	<p>Zoom lesson - Join us at 12.30pm on the zoom link above for our number talks presented by Mrs Andersen.</p> <p>Task 1 – Mathematics – Fact Families</p> <p>Fact families help us with addition and subtraction by showing us how they are related. For example, let’s look at the fact family of 3, 5 and 8:</p> <div data-bbox="414 502 683 662" data-label="Diagram"> <p>Fact Family of 3,5,8</p> </div> <p>Watch the Youtube video – Fact Family Triangles to learn about fact families https://www.youtube.com/watch?v=9lhZDEffyTk&t=39s</p> <p>Online Complete the fact family activities on seesaw.</p> <p>Offline Complete the worksheets found below the learning grid.</p>	<p>Task 2 - Mathematics -</p> <p>Complete the activity on Seesaw where you will add up and write the total of coins and notes. Remember when we write money we put the dollar sign first and the coins after the decimal place eg \$5.25</p> <p>Offline: See below the learning grid for activity sheets.</p>
<p>Break</p>	<p>Break</p>	<p>Break</p>
<p>Afternoon</p>	<p>TASK 1 - Darug Languages – NO ZOOM</p> <p>Listen to Mrs Seymour read her book ‘baby business’ and tell us what your favourite part of the story is.</p> <p>https://www.youtube.com/watch?v=0QHf3rYFYhw</p>	<p>#RPSUNPLUGGED</p> <p>All students are to switch off devices and complete no online work for 1 hour between 1-2pm.</p> <p>This means no access to technology at all. Get some fresh air or lay down in a quiet spot and relax.</p> <div data-bbox="1937 1077 2150 1324" data-label="Image"> </div>

THURSDAY 21st October 2021

Zoom Links	<p>Early Stage 1 zoom link: https://nsweducation.zoom.us/j/68357625595?pwd=MXk2cjQyelNKMTZrTGl2YnVOamdRdz09 Meeting ID: 683 5762 5595 Passcode: 295048</p> <p>Stage 1 zoom Link: https://nsweducation.zoom.us/j/68292924087?pwd=RTArSjBqT0pBM0d1Vi9mRzZlMWR0QT09 Meeting ID: 682 9292 4087 Passcode: 819313</p> <p>Login to Seesaw at 9am to get each day's daily overview. If you have a question post on Seesaw.</p>
Morning	<div data-bbox="226 536 1099 997"> <p>Task 1 – Phonics - Zoom lesson - 10.15am - Mrs White</p> <p>InitialLit lesson 127 - Multi-syllable words</p> <p>Today we are going to practise our tricky words and play Head, Shoulders, Knees and Toes. Then we will read and write some more long words. We will also have a dinosaur challenge.</p> <p>Offline</p> <p>Think of 4 words for each of the following:</p> <ul style="list-style-type: none"> • 1 syllable • 2 syllables • 3 syllables • 4 syllables </div> <div data-bbox="1003 544 1093 624"> </div> <div data-bbox="1133 536 2168 1246"> <p>Task 2 -English - Storybook -</p> <p>Listen to and watch the story Eric and the Red Planet: https://www.youtube.com/watch?v=7RtbO9WsRCs</p> <p>Writing Task - Information report – Today's title – Earth</p> <p>This week's task is we are going to write an information report about space. Today you will write about the planet Earth.</p> <ul style="list-style-type: none"> ♦ Watch the links: https://www.youtube.com/watch?v=KCWxrTFh2Eg https://www.youtube.com/watch?v=McJrAMJMSQ0 ♦ Write 2-3 sentences about Earth. <p>Learning Intention: To write an information report about space. Today we will write about Earth</p> <p>Success Criteria:</p> <ul style="list-style-type: none"> • Write 2-3 simple and compound sentences. • Uses adjectives and adverbs to describe Earth. • Use a capital letter at the start and a full stop at the end. </div>

Break	Break	Break
Middle	<p>Zoom lesson - Join us at 12.30pm on the zoom link above for our number talks presented by Mrs Andersen.</p>  <p>Task 1 – Mathematics – Fact Families</p> <p>Watch the Youtube video – Addition and Subtraction Fact Families to learn more about fact families https://www.youtube.com/watch?v=9lhZDEffYTk&t=39s</p> <p>Online Complete the fact family activities on seesaw.</p> <p>Offline: See below the learning grid for activity sheets.</p>	<p>Task 2 - Mathematics -</p> <p>Complete the activity on Seesaw where you will match coins with the total of money by adding it up.</p> <p>Offline: See below the learning grid for activity sheets.</p>
Break	Break	Break
Afternoon	<p>Task 1 - PDHPE</p> <p>Healthy snacks for the afternoon are important when going back to school. Make some of these favourites. Change any ingredients, especially if you are vegetarian or allergic to any of the items. You can add a photo on seesaw. Add a recording of what you thought about the snack and add if you changed any ingredients. https://www.youtube.com/watch?v=8NwGT2Pb7_E</p>	<p>TASK 2 - Zoom</p> <p>SW and SC Connects 2:30pm. Join the teachers and your friends at the final zoom meeting for LFH.</p> <p>Join Zoom Meeting at: https://nsweducation.zoom.us/j/69772992493?pwd=aDJaYVlOU2M5aFZWtR3dWNaTmIrdz09 Meeting ID: 697 7299 2493 Passcode: 554908</p>

Zoom Links	<p>Early Stage 1 zoom link: https://nsweducation.zoom.us/j/68357625595?pwd=MXk2cjQyeINKMTZrTGI2YnVOamdRdz09 Meeting ID: 683 5762 5595 Passcode: 295048</p> <p>Stage 1 zoom Link: https://nsweducation.zoom.us/j/68292924087?pwd=RTArSjBqT0pBM0d1Vi9mRzZlMWR0QT09 Meeting ID: 682 9292 4087 Passcode: 819313</p> <p>Login to Seesaw at 9am to get each day's daily overview. If you have a question post on Seesaw.</p>
Morning	<div> <div> <p>Task 1 – Phonics - Zoom lesson - 10.15am - Mrs White</p> <p>InitialLit lesson 128: Review</p> <p>Today we are going to learn some new tricky words. We will also play some games and read some long words.</p> <p><u>Offline</u></p> <ul style="list-style-type: none"> Write a sentence using the word caterpillar. Draw a picture when you have finished Write a sentence using the word helicopter. Draw a picture when you have finished <p>Make sure you create a compound sentence using a conjunction (because, so, but, and)</p> </div> <div>  </div> </div> <div> <p>Task 2 -English - Storybook -</p> <p>Listen to and watch the story Eric and the Red Planet: https://www.youtube.com/watch?v=7RtbO9WsRCs</p> <p>Writing Task - Information Report - Published</p> <p><u>Online - Seesaw Presentation</u></p> <p>Create a PowerPoint using the information you have written about space during the week. Include pictures on each slide. There should be 5 slides: Slide 1 - Title Page - Space Slide 2 – The Universe Slide 3 – The Solar System Slide 4 – The Sun Slide 5 - Earth</p> <p><u>Offline - Information Report Poster</u></p> <p>Create a poster using the information you have written during the week about space. Make sure you use the following headings:</p> <ul style="list-style-type: none"> Title: Space The Universe The Solar System The Sun Earth <p>Your poster should be easy to read, include headings, be well presented and include a picture.</p> </div> <div>  </div>

		<p><u>Learning Intention:</u> To write an information report or create a poster about space.</p> <p><u>Success Criteria:</u></p> <ul style="list-style-type: none"> • Writes an information report about dinosaurs • Includes information about appearance, diet, habitat, extinction • Presents the information neatly using colour and pictures.
Break	Break	Break
Middle	<p>Task 1 - Mathematics -</p> <p>Watch the Youtube video –Fact families – commutative property of addition to learn more about fact families and commutative property https://www.youtube.com/watch?v=XVZA8BZRb_I</p>  <p><u>Online</u> Complete the fact family activities on seesaw.</p> <p><u>Offline:</u> See below the learning grid for activity sheets.</p>	<p>Task 2 - Mathematics -</p> <p>Visit these websites to play some fun online maths games</p> <p>https://www.mathplayground.com/number_bonds_11.html https://www.mathplayground.com/number_bonds_20.html https://www.mathplayground.com/ASB_AlienAddition.html https://www.mathplayground.com/puzzle_pics_subtraction_facts_to_20.html https://www.mathplayground.com/ASB_Jumping_Chicks.html</p>
Break	Break	Break
Afternoon	<p>TASK 1 – Back to School</p> <p>Listen to the story about going back to school on Seesaw.</p> <p>Talk to an adult about how you are feeling about going back to school. Are you feeling nervous? Or maybe you are excited. It's good to talk about your feelings with someone you trust.</p>	<p>Task 1- Cosmic yoga – Mike the cosmic space monkey</p> <p>https://www.youtube.com/watch?v=LZAaZDVqCiA</p>

Monday

Phonics

_____lock

_____pack

_____did

1. I use a key to _____ the car.
2. I _____ my school bag when I get home.
3. She _____ her watch before she went for a swim.

Monday

Mathematics Task One

Draw a line to match the commutative property addition problems. For example, $1+10=11$ and $10+1=11$

Commutative Property

$$7+3=10$$

$$4+6=10$$

$$9+1=10$$

$$8+2=10$$

$$2+8=10$$

$$1+9=10$$


$$3+7=10$$






$$6+4=10$$



Monday






Mathematics Task One









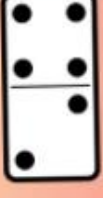

Cut out the dominos and match them to the commutative addition problems



commutative property
When **ADDING**, numbers can swap places.
 $5 + 3 = 3 + 5$
 +  =  + 
The answer is the same.
 It does **NOT** work with subtraction.

Example:  =  $5+4 = 4+5 = 9$

	$2+4 = 4+2 = 6$
	$1+3 = 3+1 = 4$
	$4+3 = 3+4 = 7$
	$6+4 = 4+6 = 10$
	$5+3 = 3+5 = 8$

Monday

Mathematics Task Two

Complete the identifying coins and colour them the selected colours.

Colour the coins according to the colour guide below.

5c	10c	20c	50c	\$1	\$2
blue	red	green	purple	yellow	orange



Tuesday

Phonics Task One

- Write each of the words with the prefix un into a sentence. Make sure the sentence makes sense.
- Begin each sentence with a capital letter and finish with a full stop.

Add the prefix 'un' to these words to make new ones...

dress	→	undress
equal	→	unequal
fair	→	unfair
fit	→	unfit

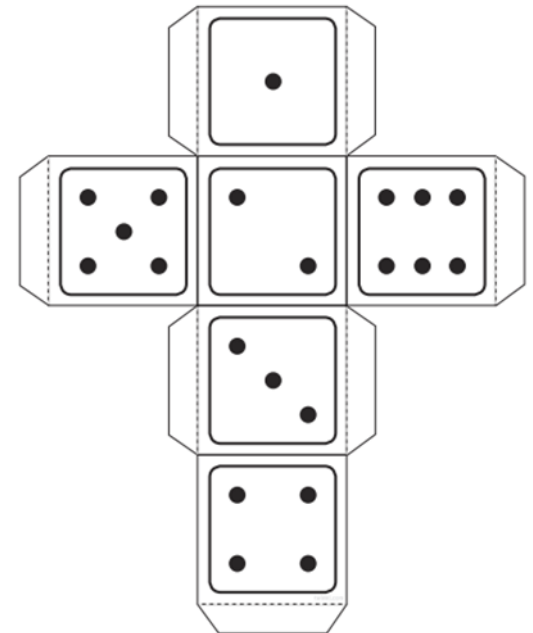
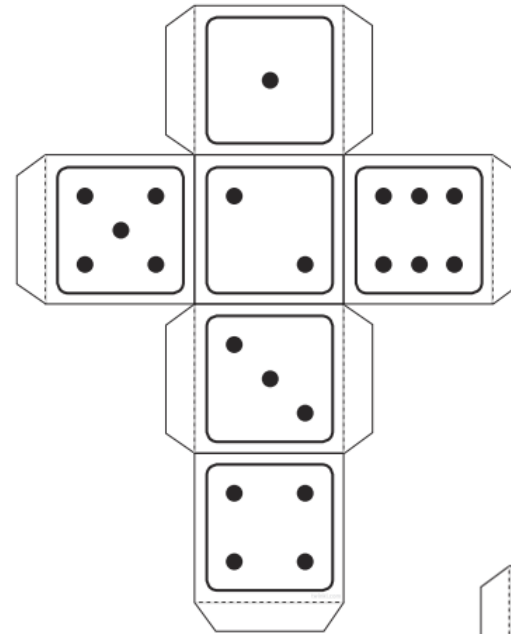
Tuesday

Mathematics Task One - If you do not have 2 dice at home, you can cut out the dice nets and make your own.

KS1 Commutative Property of Addition Dice Game

Roll the dice and draw them in the boxes provided. Write 2 addition sentences using the numbers you rolled. If you roll a 2 and a 3 you would write '2 + 3 = 3 + 2'

<div><div></div><div></div></div> <div>___ + ___ = ___ + ___</div>	<div><div></div><div></div></div> <div>___ + ___ = ___ + ___</div>
<div><div></div><div></div></div> <div>___ + ___ = ___ + ___</div>	<div><div></div><div></div></div> <div>___ + ___ = ___ + ___</div>
<div><div></div><div></div></div> <div>___ + ___ = ___ + ___</div>	<div><div></div><div></div></div> <div>___ + ___ = ___ + ___</div>
<div><div></div><div></div></div> <div>___ + ___ = ___ + ___</div>	<div><div></div><div></div></div> <div>___ + ___ = ___ + ___</div>
<div><div></div><div></div></div> <div>___ + ___ = ___ + ___</div>	<div><div></div><div></div></div> <div>___ + ___ = ___ + ___</div>



Tuesday

Mathematics Task Two

Australian Coins (A)

- ① Look at the Australian coins and follow the directions.



- a) Colour the gold coins yellow.
 - b) Colour the silver coins grey.
 - c) Put a circle around the coin that is the largest in size.
 - d) Put a cross through the coin that is the smallest in size.
- ③ Cut out the coins below. Then paste them in order in order from the smallest value to the largest value.

--



Wednesday

Phonics

remember

city

fantastic

hair

helicopter

badge

magic

caterpillar

1 syllable

2 syllables

3 syllables

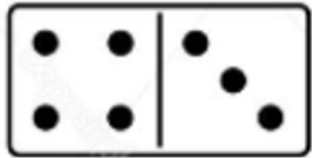
4 syllables

Wednesday

Mathematics Task One

Complete the worksheet by counting the dots on each side of the domino to find your 2 parts. Add the 2 parts together to find your whole number. The complete the fact family.

For example:

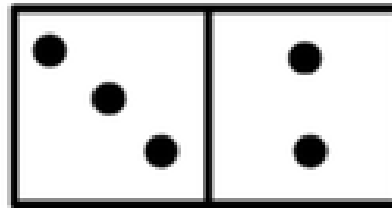


$$4 + 3 = 7$$

$$3 + 4 = 7$$

$$7 - 3 = 4$$

$$7 - 4 = 3$$

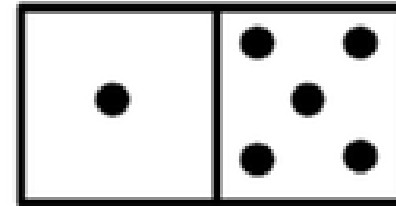


$$\underline{2} + \underline{3} = \underline{\quad}$$

$$\underline{\quad} + \underline{\quad} = \underline{\quad}$$

$$\underline{\quad} - \underline{\quad} = \underline{\quad}$$

$$\underline{\quad} - \underline{\quad} = \underline{\quad}$$



$$\underline{\quad} + \underline{\quad} = \underline{\quad}$$

$$\underline{\quad} + \underline{\quad} = \underline{\quad}$$

$$\underline{\quad} - \underline{\quad} = \underline{\quad}$$

$$\underline{\quad} - \underline{\quad} = \underline{\quad}$$

Wednesday

Mathematics Task Two

Add the money up and write the total of coins and notes. Remember when we write money, we put the dollar sign first and the coins after the decimal place eg \$5.25

How much is the total of each of the collections of coins?



1.	
2.	
3.	
4.	
5.	
6.	

Thursday

Mathematics Task One

Write four different facts.

12

8 4

<input type="text"/>	+	<input type="text"/>	=	<input type="text"/>
<input type="text"/>	+	<input type="text"/>	=	<input type="text"/>
<input type="text"/>	-	<input type="text"/>	=	<input type="text"/>
<input type="text"/>	-	<input type="text"/>	=	<input type="text"/>

14











9 5

<input type="text"/>	+	<input type="text"/>	=	<input type="text"/>
<input type="text"/>	+	<input type="text"/>	=	<input type="text"/>
<input type="text"/>	-	<input type="text"/>	=	<input type="text"/>
<input type="text"/>	-	<input type="text"/>	=	<input type="text"/>

Thursday

Mathematics Task Two

Match the coins with the total of money by adding it up.

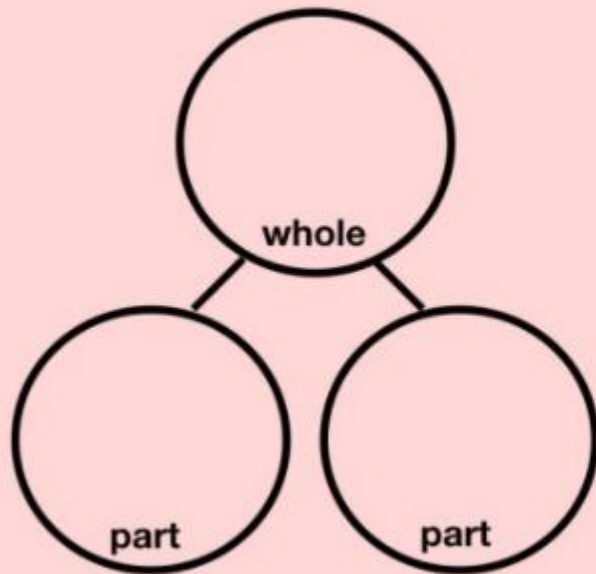
	\$0.80
	thirty cents
	5c
	twenty cents
	\$2.20
	50 cents
	\$1.70
	\$4.00
	60c
	two dollars

Friday

Mathematics Task One

Complete the fact family using the number 2,4,6

Number Bond

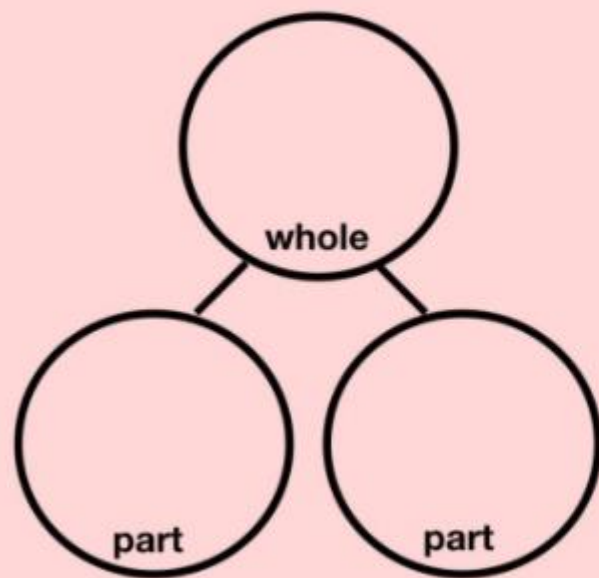


Fact Family

_____	+	_____	=	_____
_____	+	_____	=	_____
_____	-	_____	=	_____
_____	-	_____	=	_____

Complete the fact family using the number 7,3,10

Number Bond



Fact Family

_____	+	_____	=	_____
_____	+	_____	=	_____
_____	-	_____	=	_____
_____	-	_____	=	_____