

Welcome back to Term 4 at RPS!

Monday 4th October 2021




**October Long Weekend
Public Holiday**



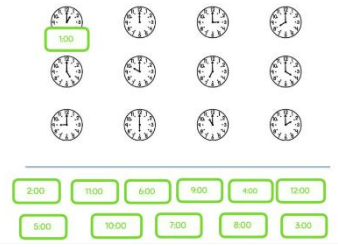
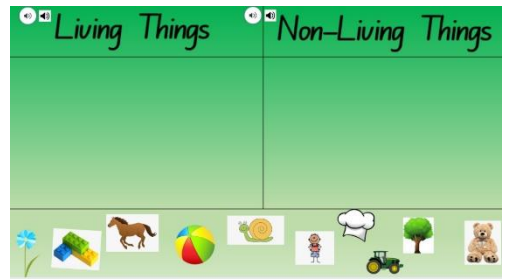
See you tomorrow for the start of Term 4!

**GOOD TO
SEE YOU**





TUESDAY 5th October 2021




SM ZOOM LINK	Zoom Link: https://nsweducation.zoom.us/j/68357625595?pwd=MXk2cjQyeINKMTZrTGI2YnVOamdRdz09 Meeting ID: 683 5762 5595 Passcode: 295048	
Daily Overview MORNING CIRCLE	Daily Overview: Watch the video on Seesaw to see what we are doing today. Listen to the Morning Circle songs. Good morning song - https://www.youtube.com/watch?v=Cul_p7a9VGs Days of the week - https://www.youtube.com/watch?v=3tx0rvuXIRg&t=1s Months of the year - https://www.youtube.com/watch?v=SSI-SbVz2oA&t=1s Seasons song - https://www.youtube.com/watch?v=061ePX3k-hA Weather song - https://www.youtube.com/watch?v=RmSKsyJ15yg	
Morning ENGLISH	 TASK 1 – ENGLISH TARGET ACTIVITY: PHONICS  <p>Join in with the Kindergarten team for a daily phonics lesson via Zoom at 9.30am Please use the Kindergarten Zoom Link at the top of the grid!</p> <p>Make sure you bring something to write on and with. Microphones must be muted to ensure all students can hear the teacher.</p> <p>Phonics on Seesaw: Look on the Seesaw Activity library for the phonics activity assigned to your child. We are going to be practising tricky words! If you would like to practice tricky words offline click here to download flash cards Tricky Word flashcards.</p>	TASK 2 - STORYBOOK: Listen to the story 'Lucy Goosey' by Margaret Wild. During the listen, pause and discuss the following questions with a parent or carer: <ul style="list-style-type: none"> • What sorts of things does Lucy do at the pond? • What part of Lucy is whiffing? • Where does Lucy hide? • At the end of the story, where will Lucy look for her mother if her mother gets lost? 

Break	Break	Break
<p>Middle MATHS</p>	<p>TASK 1 - NUMBER TALK ON ZOOM – TARGET ACTIVITY  Join Kindergarten for a Number Talk at 12pm. Link at the top of the page. </p> <p>Warm up: Sing along with the song while counting forwards to Counting to 100</p> <p>7, 8, 9, 10 ___ 18, 19, 20, 21, ___ 24, 25, 26, 27, ___ 31, 32, 33, 34, ___ 35, 36, 37, 38, ___</p> <p><i>Extension (optional):</i> Write 3 of your own counting forward combinations, starting at any number.</p>	<p>TASK 2: Telling Time</p> <p>In Kindergarten we focus on reading and representing time on an analogue clock and digital clock to the hour using the term o'clock.</p> <p><u>Seesaw Activity:</u> <i>Time - Week 1, Tuesday</i> - Watch the Seesaw video to learn more about Time before completing the activity.</p> 
Break	Break	Break
<p>Afternoon</p>	<p>SCIENCE – LIVING THINGS A living thing is something that needs water, food and oxygen to survive. Living things breathe and move. For example, children, animals and plants. On the other hand, a non-living thing is an object that doesn't move or breathe. It doesn't need food, water or air to survive.</p> <p><u>Seesaw Activity:</u> <i>Week 1, Tuesday - Science</i> Living things vs. non-living things Watch the short video before completing the Seesaw activity.</p> <p><u>Activity -</u> Fold your paper in half or draw a line down the middle of your book. On one side draw 3 living things and on the side, draw 3 non-living things.</p>	




WEDNESDAY 6th October 2021




SM ZOOM LINK	Zoom Link: https://nsweducation.zoom.us/j/68357625595?pwd=MXk2cjQyeINKMTZrTGI2YnVOamdRdz09 Meeting ID: 683 5762 5595 Passcode: 295048	
Daily Overview MORNING CIRCLE	Daily Overview: Watch the video on Seesaw to see what we are doing today. Listen to the Morning Circle songs. Good morning song - https://www.youtube.com/watch?v=Cul_p7a9VGs Days of the week - https://www.youtube.com/watch?v=3tx0rvuXIRg&t=1s Months of the year - https://www.youtube.com/watch?v=SSI-SbVz2oA&t=1s Seasons song - https://www.youtube.com/watch?v=061ePX3k-hA Weather song - https://www.youtube.com/watch?v=RmSKsyJ15yg	
Morning ENGLISH	 TASK 1 – ENGLISH TARGET ACTIVITY: PHONICS  <p>Join in with the Kindergarten team for a daily phonics lesson via Zoom at 9.30am. Please use the Kindergarten Zoom Link at the top of the grid!</p> <p>Make sure you bring something to write on and with. Microphones must be muted to ensure all students can hear the teacher.</p> <p>Phonics on Seesaw: Look on the Seesaw Activity library for the phonics activity assigned to your child. We are going to be practising tricky words! If you would like to practice tricky words offline click here to download flash cards -> Tricky Word flashcards.</p>	TASK 2 – DRAW, TALK, SHARE, WRITE <p>Draw - Drawing is part of a meaning making process. Talk and Share – Allows children to make choices through sequencing ideas and self-correcting. Also provides opportunities for children to make sense of their ideas and to develop their vocab & verbal skills. Add Words – Provides an opportunity to apply what they know (e.g. letters from their name) into another context</p> <p>Learning Intention: We are learning to articulate and draw our ideas for writing.</p> <p>Success Criteria:</p> <ul style="list-style-type: none"> • I can talk about an idea my ideas for drawing and writing • I can draw my idea/s • I can add letters, words and symbols to my drawing <p>Task: Describe your family. What do they look like?</p> <p>Draw: your family. Who is in your family?</p>






		<p><u>Talk</u>: Describe what your family looks like? Why do you love them?</p> <p><u>Write</u>: about your family. Who is in your family? What do they look like? Why do you love them?</p>
Break	Break	Break
Middle MATHS	<p> TASK 1 - NUMBER TALK ON ZOOM – TARGET ACTIVITY Join Kindergarten for a Number Talk at 12pm. Link at the top of the page. </p> <p>Warm up: Sing along with the song while counting forwards and backwards from 30 Jack Hrtmann - forwards and backwards from 30</p> <p>12, 11, 10, 9, 8 ___ 15, 14, 13, 12 ___ 17, 16, 15, 14 ___ 23, 22, 21, 20 ___ 28, 27, 26, 25 ___</p> <p><u>Extension (optional)</u>: Write 3 of your own counting down combinations.</p>	<p>TASK 2 – WHOLE NUMBERS</p> <p>Before and After: The Number After - We describe the number after as one more or the number that comes next.</p> <p><u>Song: One More!</u></p> <p><u>Seesaw Activity</u> Week 1, Wednesday - 'The Number After' Watch the Seesaw video to learn more about 'the number after' before completing the activity.</p> <p><u>What Comes Next</u> In the middle of your page write the numbers 0-20 going down and in a different colour write the number that comes next (one more) to the right >>>> of the number.</p> <p><u>Extension (optional)</u>: Add the numbers 21-30 and repeat the activity steps.</p>
Break	Break	Break
Afternoon	<p><u>RPS Unplugged: 1pm – 2pm</u></p> <p>This is a time where we encourage staff and students to move away from the computer and do something you love to do! This may be singing songs, dancing to some music, or playing in the backyard. This will be scheduled for every week on Wednesday at this time.</p>	
		



THURSDAY 7th October 2021

SM ZOOM LINK	Zoom Link: https://nsweducation.zoom.us/j/68357625595?pwd=MXk2cjQyeINKMTZrTGI2YnVOamdRdz09 Meeting ID: 683 5762 5595 Passcode: 295048	
Daily Overview MORNING CIRCLE	Daily Overview: Watch the video on Seesaw to see what we are doing today. Listen to the Morning Circle songs. Good morning song - https://www.youtube.com/watch?v=Cul_p7a9VGs Days of the week - https://www.youtube.com/watch?v=3tx0rvuXIRg&t=1s Months of the year - https://www.youtube.com/watch?v=SSI-SbVz2oA&t=1s Seasons song - https://www.youtube.com/watch?v=061ePX3k-hA Weather song - https://www.youtube.com/watch?v=RmSKsyJ15yg	
Morning ENGLISH	 TASK 1 – ENGLISH TARGET ACTIVITY: PHONICS  <p>Join in with the Kindergarten team for a daily phonics lesson via Zoom at 9.30am Please use the Kindergarten Zoom Link at the top of the grid!</p> <p>Make sure you bring something to write on and with. Microphones must be muted to ensure all students can hear the teacher.</p> <p>Phonics on Seesaw: Look on the Seesaw Activity library for the phonics activity assigned to your child. We are going to be practising tricky words! If you would like to practice tricky words offline click here to download flash cards -> Tricky Word flashcards.</p>	TASK 2 – STORYBOOK: <p>If you need to, relisten to the story: ‘Lucy Goosey’ by Margaret Wild.</p> <p>Discuss the meanings of the following words and show your actions to describe their meanings:</p> <p><u>Mysterious</u> When something is mysterious, it is strange. Show how you would look if you were exploring a mysterious cave.</p> <p><u>Search</u> If you search for something, you try really hard to find it. You look everywhere. Pretend you have lost your favourite toy. Show how you would search for it.</p> <p><u>Tossed</u> If you toss something, you throw it up lightly in the air. Show how you would look if you tossed about in a very strong wind.</p> <p>Post your answers to Seesaw using the microphone or camera buttons, or write them down in your journal.</p> 

Break	Break	Break
<p>Middle MATHS</p>	<p> TASK 1 - NUMBER TALK ON ZOOM – TARGET ACTIVITY Join Kindergarten for a Number Talk at 12pm. Link at the top of the page.</p> <p></p> <p>Warm up: Sing along to the song Count forwards and backwards to and from 50</p> <p><i>Write the missing numbers</i> 12,13, __, 15, 16, 17 18, 19, 20 __, 21, 22, 23 23, 24, 25, __, 26, 27, 28 25, 26, 27, __, 29, 30, 31 31, 32, 33 __, 34, 35, 36,</p> <p><u>Extension (optional):</u> Write 3 of your own number combinations, starting at any number.</p>	<p>TASK 2 – WHOLE NUMBER</p> <p>Before and After: The Number Before - We describe the number before as one less. <u>Song: One Less!</u></p> <p><u>Seesaw Activity</u> Week 1, Thursday- ‘The Number Before’</p> <p>Watch the Seesaw video to learn more about ‘the number before’ before completing the activity.</p> <p><u>The Number Before</u> <i>Note: You may like to continue from yesterday’s activity and write the number before to the left in a different colour.</i> In the middle of your page write the numbers 1-20 going down and in a different colour write the number that comes before (one less to the left <<<<<< of the number.</p> <p><u>Extension (optional):</u> Add the numbers 21-30 and repeat the activity steps.</p>
Break	Break	Break
<p>Afternoon</p>	<p></p> <p>Darug Language with Ms Seymour Please use the Kindergarten Zoom link at the top of today’s grid! Join 2pm via Zoom</p>	

FRIDAY 8th October 2021

SM ZOOM LINK	Zoom Link: https://nsweducation.zoom.us/j/68357625595?pwd=MXk2cjQyeINKMTZrTGI2YnVOamdRdz09 Meeting ID: 683 5762 5595 Passcode: 295048	
Daily Overview MORNING CIRCLE	Daily Overview: Watch the video on Seesaw to see what we are doing today. Listen to the Morning Circle songs. Good morning song - https://www.youtube.com/watch?v=Cul_p7a9VGs Days of the week - https://www.youtube.com/watch?v=3tx0rvuXIRg&t=1s Months of the year - https://www.youtube.com/watch?v=SSI-SbVz2oA&t=1s Seasons song - https://www.youtube.com/watch?v=061ePX3k-hA Weather song - https://www.youtube.com/watch?v=RmSKsyJ15yg	
Morning ENGLISH	 TASK 1 – ENGLISH TARGET ACTIVITY: PHONICS  <p>Join in with the Kindergarten team for a daily phonics lesson via Zoom at 9.30am Please use the Kindergarten Zoom Link at the top of the grid!</p> <p>Make sure you bring something to write on and with. Microphones must be muted to ensure all students can hear the teacher.</p> <p>Phonics on Seesaw: Look on the Seesaw Activity library for the phonics activity assigned to your child. We are going to be practising tricky words! If you would like to practice tricky words offline click here to download flash cards -> Tricky Word flashcards.</p>	TASK 2 – DRAW, TALK, SHARE, WRITE <p>Draw - Drawing is part of a meaning making process. Talk and Share – Allows children to make choices through sequencing ideas and self-correcting. Also provides opportunities for children to make sense of their ideas and to develop their vocab & verbal skills. Add Words – Provides an opportunity to apply what they know (e.g. letters from their name) into another context</p> <p>Learning Intention: We are learning to articulate and draw our ideas for writing.</p> <p>Success Criteria:</p> <ul style="list-style-type: none"> • I can talk about an idea my ideas for drawing and writing • I can draw my idea/s • I can add letters, words and symbols to my drawing <p>Task: Describe your favourite toy.</p> <p>Draw: your toy. What colour is it?</p> 

		<p><u>Talk:</u> Describe what your favourite toy looks like? Why do you like it?</p> <p><u>Write:</u> about your toy. What does it do? What does it look like? Why do you like it?</p>
Break	Break	Break
Middle MATHS	<p> TASK 1 - COUNTING</p> <p>Warm up: Sing along to the song to count to 100 Jack Hartmann - 1-100</p> <p><i>Write the missing numbers</i> __, 12,13, __, 15, 16, 17 __ __, 18, 19, 20 __, 21, 22, 23, __ __, 23, 24, 25, __ 26, 27, 28, __ __, 25, 26, 27, __ 29, 30, 31, __ __, 31, 32, 33 __ 34, 35, 36, __</p> <p><u>Extension (optional):</u> Write 3 of your own number combinations, starting at any number.</p>	<p>TASK 2 – WHOLE NUMBER</p> <p>Before and After: We describe the number before as one less. The number after we describe as one more or the number that comes next.</p> <p><u>Seesaw Activity -</u> Week 1, Friday - ‘Before and After’ Watch the Seesaw video from the previous two days to learn more about ‘the number after and before’ before completing the activity.</p> <p><u>The Number Before and After</u> On small separate square shaped pieces of paper, write the numbers between 1-20 . Have the numbers facing down and not in the correct order.</p> <p>One at a time turn over a number, and on a separate piece of paper write the number you turned over in one colour. On the right of that number write the number before in another colour and on the left of the number you turned over, write the number after in another colour. Repeat with all of the numbers.</p> <p><u>Extension (optional):</u> Add the numbers 21-30 to complete the activity</p>
Break	Break	Break
Afternoon	<p>PDHPE: <u>Activity - Ball in a Bucket</u> You will need a ball and a bucket and 2 players. The first player throws the ball in the bucket from a short distance.</p> <p>This is repeated while the second player runs around the yard or does star jumps. When the first player misses the bucket, the players swap roles so that the first player is now running around the yard or doing star jumps while the second player has their turn throwing the ball into the bucket. Repeat so that each player has several turns.</p>	
		

--	--