









MONDAY 11<sup>th</sup> October 2021


<p><b>SM ZOOM LINK</b></p>	<p><b>Zoom Link:</b> <a href="https://nsweducation.zoom.us/j/68357625595?pwd=MXk2cjQyeINkMTZrTGI2YnVOamdRdz09">https://nsweducation.zoom.us/j/68357625595?pwd=MXk2cjQyeINkMTZrTGI2YnVOamdRdz09</a>  <b>Meeting ID:</b> 683 5762 5595  <b>Passcode:</b> 295048</p>	
<p><b>Daily Overview MORNING CIRCLE</b></p>	<p><b>Daily Overview:</b> Watch the video on Seesaw to see what we are doing today. Listen to the Morning Circle songs.          Good morning song - <a href="https://www.youtube.com/watch?v=Cul_p7a9VGs">https://www.youtube.com/watch?v=Cul_p7a9VGs</a>          Days of the week - <a href="https://www.youtube.com/watch?v=3tx0rvuXIRg&amp;t=1s">https://www.youtube.com/watch?v=3tx0rvuXIRg&amp;t=1s</a>          Months of the year - <a href="https://www.youtube.com/watch?v=SSI-SbVz2oA&amp;t=1s">https://www.youtube.com/watch?v=SSI-SbVz2oA&amp;t=1s</a>          Seasons song - <a href="https://www.youtube.com/watch?v=061ePX3k-hA">https://www.youtube.com/watch?v=061ePX3k-hA</a>          Weather song - <a href="https://www.youtube.com/watch?v=RmSKsyJ15yg">https://www.youtube.com/watch?v=RmSKsyJ15yg</a></p>	
<p><b>Morning ENGLISH</b></p>	<p> <b>TASK 1 – ENGLISH TARGET ACTIVITY: PHONICS</b> </p> <p><b>Join in with the Kindergarten team for a daily phonics lesson via Zoom at 9.30am</b> Please use the Kindergarten Zoom Link at the top of the grid!</p> <p>Make sure you bring something to write on and with. Microphones <b>must</b> be muted to ensure all students can hear the teacher.</p> <p><b>Phonics on Seesaw:</b>  <b>Bluey Tricky Word Challenge!</b>          Look on the Seesaw Activity library for the phonics activity assigned to your child.          We are going to be practising tricky words!          If you would like to practice tricky words offline click here to download flash cards -&gt; <a href="#">Tricky Word flashcards</a>.</p>	<p><b>TASK 2 - WRITING</b></p> <p><b>Writing</b> *see note below:          Please watch the instructional modelled video of Mrs Briggs on Seesaw to assist you with this task and all other writing tasks throughout the week.          Listen to the story <a href="#">Every Night is Pizza Night</a> by J. Kenji Lopez-Alt.</p> <p><b>Learning Intention:</b>          We are learning to compose a simple sentence.</p> <p><b>Success Criteria:</b>          I can draw my ideas as 3 pictures          I can label my ideas using keywords          I can talk about my 3 ideas</p> <p>Task: Design and create your own pizza for your family! What ingredients will go on your pizza? How will you cook it and how will it taste?</p> <ol style="list-style-type: none"> <li>1. Talk: Discuss what a yummy pizza tastes like. What is on the pizza?</li> <li>2. Plan: draw how you would make your pizza.              -what will you put on your pizza?              -how will you cook your pizza and for how long?</li> </ol>




Break	Break	Break
<p><b>Middle MATHS</b></p>	<p><b>TASK 1 - NUMBER TALK ON ZOOM – TARGET ACTIVITY</b></p> <p> Join Kindergarten for a Number Talk at 12pm. Link at the top of the page.</p> <p><b>Warm up:</b>          6, 7, 8, 9, 10, ____          11, 12, 13, 14, 15, ____          17, 18, 19, 20, 21, ____          23, 24, 25, 26, 27, ____          29, 30, 31, 32, 33, ____</p> <p><b>Extension (optional):</b> Write 3 of your own counting forward combinations, starting at any number.</p>	<p><b>TASK 2 – Ordinal Numbers:</b></p> <p>Ordinal numbers are used when talking about the position or order of something. For example, the student came 1st in a swimming race. Another example is when talking about the date, yesterday was the 10th of October. In Kindergarten we will focus on reading ordinal numbers from 1st to 10th.</p> <p><u>Seesaw Video and Activity:</u>          Week 2, Monday - Ordinal Numbers          Watch the video to learn more about ordinal numbers before completing the Seesaw activity.</p>
<p><b>Afternoon</b></p>	<p><b>Kindergarten Connects at 2pm</b></p> <p> Please use the Kindergarten Zoom link at the top of today's grid! Join the Kindergarten teachers and your friends at the Zoom meeting.</p>	<p><b>DRAMA:</b></p> <p>We are exploring Drama this term and will be working on our emotions today. You can practice changing your face into many different expressions. You may like to explore the feelings of a happy face, a sad face, how a cranky face feels or what your face feels like when you don't like something. Feel the way your muscles in your face move and change as you create a different facial expression. Now try moving your body to match the way you are feeling - can you stomp your feet and tense your muscles while squeezing your hands tightly if you are feeling angry, or feel the way your shoulders and belly move if you are happy and laughing!</p> <p>Post some pictures to Seesaw of you creating many different emotions.  <i>Seesaw: Drama - Monday Term 4 Week 2</i></p> 

## TUESDAY 12<sup>th</sup> October 2021




<b>SM ZOOM LINK</b>	<b>Zoom Link:</b> <a href="https://nsweducation.zoom.us/j/68357625595?pwd=MXk2cjQyeINKMTZrTGI2YnVOamdRdz09">https://nsweducation.zoom.us/j/68357625595?pwd=MXk2cjQyeINKMTZrTGI2YnVOamdRdz09</a> <b>Meeting ID:</b> 683 5762 5595 <b>Passcode:</b> 295048	
<b>Daily Overview MORNING CIRCLE</b>	<b>Daily Overview:</b> Watch the video on Seesaw to see what we are doing today. Listen to the Morning Circle songs. Good morning song - <a href="https://www.youtube.com/watch?v=Cul_p7a9VGs">https://www.youtube.com/watch?v=Cul_p7a9VGs</a> Days of the week - <a href="https://www.youtube.com/watch?v=3tx0rvuXIRg&amp;t=1s">https://www.youtube.com/watch?v=3tx0rvuXIRg&amp;t=1s</a> Months of the year - <a href="https://www.youtube.com/watch?v=SSI-SbVz2oA&amp;t=1s">https://www.youtube.com/watch?v=SSI-SbVz2oA&amp;t=1s</a> Seasons song - <a href="https://www.youtube.com/watch?v=061ePX3k-hA">https://www.youtube.com/watch?v=061ePX3k-hA</a> Weather song - <a href="https://www.youtube.com/watch?v=RmSKsyJ15yg">https://www.youtube.com/watch?v=RmSKsyJ15yg</a>	
<b>Morning ENGLISH</b>	<div style="display: flex; justify-content: space-between; align-items: center;">  <div> <p><b>TASK 1 – ENGLISH TARGET ACTIVITY: PHONICS</b></p> <p><b>Join in with the Kindergarten team for a daily phonics lesson via Zoom at 9.30am</b> Please use the Kindergarten Zoom Link at the top of the grid!</p> <p>Make sure you bring something to write on and with. Microphones <b>must</b> be muted to ensure all students can hear the teacher.</p> <p><b>Phonics on Seesaw:</b>  <b>Bluey Tricky Word Challenge!</b>            Look on the Seesaw Activity library for the phonics activity assigned to your child. We are going to be practising tricky words!            If you would like to practice tricky words offline click here to download flash cards -&gt; <a href="#">Tricky Word flashcards</a>.</p> </div>  </div>	<p><b>TASK 2 – WRITING</b></p> <p>Please watch the <a href="#">instructional modelled video</a> of Mrs Briggs to assist you with this task and all other writing tasks throughout the week.</p> <p><b>Learning Intention:</b>            We are learning to compose a simple sentence.</p> <p><b>Success Criteria:</b>            -I can talk about my ideas            -I can write my ideas into simple sentences            -I can write on the line</p> <p>Task: Design and create your own pizza for you family! What ingredients will go on your pizza? How will you cook it and how will it taste?</p> <ol style="list-style-type: none"> <li>Using your plan from yesterday, talk about what you put on your pizza, describe the ingredients, how you will cook your pizza and if it will taste nice.</li> <li>Using the 'Kindergarten lines' template, write about your pizza using your plan. Describe the ingredients, how you will cook your pizza and if it will taste nice.</li> </ol> <p>For example:            On my pizza I put mushrooms and lots of chicken bits. I will cook it in the oven for 20 minutes. My pizza tastes yum!</p>






Break	Break	Break
<p><b>Middle MATHS</b></p>	<p><b>TASK 1 - NUMBER TALK ON ZOOM – TARGET ACTIVITY</b></p>  <p>Join Kindergarten for a Number Talk at 12pm. Link at the top of the page.</p> <p><b>Warm up:</b>  11, 10, 9, 8, 7, ____  16, 15, 14, 13, 12, ____  22, 21, 20, 19, 18, ____  28, 27, 26, 25, 24, ____  34, 33, 32, 31, 30, ____</p> <p><b>Extension (optional):</b> Write 3 of your own counting forward combinations, starting at any number.</p>	<p><b>TASK 2:</b>  <b>Ordinal Numbers:</b>  Ordinal numbers are used when talking about the position or order of something. For example, the student came 2nd in a running race. Another example is when talking about the date, for example the 1st of October was a Friday. In Kindergarten we will focus on reading ordinal numbers from 1st to 10th.</p> <p><u>Seesaw Video and Activity:</u>  Week 2, Tuesday - Ordinal Numbers  Watch the video to learn more about Ordinal Numbers before completing the Seesaw activity.</p>
Break	Break	Break
<p><b>Afternoon</b></p>	<p><b>SCIENCE &amp; TECHNOLOGY: Living World</b></p> <p>We have started exploring Living and Non-Living things. We know that living things need air, water and food to survive and that they can move, breathe and grow. We are going to explore what animals <b>NEED</b> to survive. Watch the video <a href="#">The Needs of an Animal</a></p> <p>Now choose an animal and create a chart that shows what this animal <b>NEEDS</b> for survival. (The 4 things they need are food, water, shelter and air).</p> <p>Eg - Shark - gets food from eating fish, gets water from living in the ocean, shelters in the reef and gets air through gills  Dog - gets food from dog food, water from a water dish, air from the trees and shelter from a kennel</p> <p>Post a photo of your work to <i>Seesaw - Science - Tuesday T4 Wk 2</i></p>	






## WEDNESDAY 13<sup>th</sup> October 2021





<b>SM ZOOM LINK</b>	<b>Zoom Link:</b> <a href="https://nsweducation.zoom.us/j/68357625595?pwd=MXk2cjQyeINkMTZrTGI2YnVOamdRdz09">https://nsweducation.zoom.us/j/68357625595?pwd=MXk2cjQyeINkMTZrTGI2YnVOamdRdz09</a> <b>Meeting ID:</b> 683 5762 5595 <b>Passcode:</b> 295048	
<b>Daily Overview MORNING CIRCLE</b>	<b>Daily Overview:</b> Watch the video on Seesaw to see what we are doing today. Listen to the Morning Circle songs. Good morning song - <a href="https://www.youtube.com/watch?v=Cul_p7a9VGs">https://www.youtube.com/watch?v=Cul_p7a9VGs</a> Days of the week - <a href="https://www.youtube.com/watch?v=3tx0rvuXIRg&amp;t=1s">https://www.youtube.com/watch?v=3tx0rvuXIRg&amp;t=1s</a> Months of the year - <a href="https://www.youtube.com/watch?v=SSI-SbVz2oA&amp;t=1s">https://www.youtube.com/watch?v=SSI-SbVz2oA&amp;t=1s</a> Seasons song - <a href="https://www.youtube.com/watch?v=061ePX3k-hA">https://www.youtube.com/watch?v=061ePX3k-hA</a> Weather song - <a href="https://www.youtube.com/watch?v=RmSKsyJ15yg">https://www.youtube.com/watch?v=RmSKsyJ15yg</a>	
<b>Morning ENGLISH</b>	 <b>TASK 1 – ENGLISH TARGET ACTIVITY: PHONICS</b>  <p>Join in with the Kindergarten team for a daily phonics lesson via Zoom at 9.30am Please use the Kindergarten Zoom Link at the top of the grid!</p> <p><b>Phonics on Seesaw:</b>  <b>Bluey Tricky Word Challenge!</b>            Look on the Seesaw Activity library for the phonics activity assigned to your child.            We are going to be practising tricky words!            If you would like to practice tricky words offline click here to download flash cards -&gt; <a href="#">Tricky Word flashcards</a>.</p>	<b>TASK 2 – DRAW, TALK, SHARE, WRITE</b> <p><b>Draw</b> - Drawing is part of a meaning making process.  <b>Talk and Share</b> – Allows children to make choices through sequencing ideas and self-correcting. Also provides opportunities for children to make sense of their ideas and to develop their vocab &amp; verbal skills.  <b>Add Words</b> – Provides an opportunity to apply what they know (e.g. letters from their name) into another context</p> <p><b>Learning Intention:</b>            We are learning to articulate and draw our ideas for writing.</p> <p><b>Success Criteria:</b></p> <ul style="list-style-type: none"> <li>• I can talk about an idea my ideas for drawing and writing</li> <li>• I can draw my idea/s</li> <li>• I can add letters, words and symbols to my drawing</li> </ul> <p><b>Task:</b> Describe your favourite food. What is it and what does it taste like?</p> <p><b>Draw:</b> your favourite food. Is there a special time that you get to eat it?</p> <p><b>Talk:</b> Why do you like this food?</p> <p><b>Write:</b> about your favourite food. What colour is it? What does it taste like?</p> 

Break	Break	Break
<p><b>Middle MATHS</b></p>	<p><b>TASK 1 - NUMBER TALK ON ZOOM – TARGET ACTIVITY</b></p> <p>Join Kindergarten for a Number Talk at 12pm. Link at the top of the page. </p> <p><b>Warm up:</b>  6, 7, ____, 9, 10, 11  11, 12, 13, ____, 15, 16  17, 18, ____, 20, 21, 22  23, 24, 25, 26, ____, 28  29, ____, 31, 32, 33, 34</p> <p><b>Extension (optional):</b> Write 3 of your own counting forward combinations, starting at any number.</p>	<p><b>TASK 2 – Using the language of Money:</b></p> <p>In Kindergarten we recognise that there are different coins and notes.</p> <p><u>Seesaw Video and Activity:</u>  Week 2, Wednesday - Maths  Watch the video to learn more about coins before completing the Seesaw activity.</p> 
Break	Break	Break
<p><b>Afternoon</b></p>	<p><u>RPS Unplugged: 1pm – 2pm</u></p> <p>This is a time where we encourage staff and students to move away from the computer and do something you love to do! This may be singing songs, dancing to some music, or playing in the backyard. This will be scheduled for every week on Wednesday at this time.</p> 	

## THURSDAY 14<sup>th</sup> October 2021




<b>SM ZOOM LINK</b>	<b>Zoom Link:</b> <a href="https://nsweducation.zoom.us/j/68357625595?pwd=MXk2cjQyeINKMTZrTGI2YnVOamdRdz09">https://nsweducation.zoom.us/j/68357625595?pwd=MXk2cjQyeINKMTZrTGI2YnVOamdRdz09</a> <b>Meeting ID:</b> 683 5762 5595 <b>Passcode:</b> 295048	
<b>Daily Overview MORNING CIRCLE</b>	<b>Daily Overview:</b> Watch the video on Seesaw to see what we are doing today. Listen to the Morning Circle songs. Good morning song - <a href="https://www.youtube.com/watch?v=Cul_p7a9VGs">https://www.youtube.com/watch?v=Cul_p7a9VGs</a> Days of the week - <a href="https://www.youtube.com/watch?v=3tx0rvuXIRg&amp;t=1s">https://www.youtube.com/watch?v=3tx0rvuXIRg&amp;t=1s</a> Months of the year - <a href="https://www.youtube.com/watch?v=SSI-SbVz2oA&amp;t=1s">https://www.youtube.com/watch?v=SSI-SbVz2oA&amp;t=1s</a> Seasons song - <a href="https://www.youtube.com/watch?v=061ePX3k-hA">https://www.youtube.com/watch?v=061ePX3k-hA</a> Weather song - <a href="https://www.youtube.com/watch?v=RmSKsyJ15yg">https://www.youtube.com/watch?v=RmSKsyJ15yg</a>	
<b>Morning ENGLISH</b>	 <b>TASK 1 – ENGLISH TARGET ACTIVITY: PHONICS</b>  <p>Join in with the Kindergarten team for a daily phonics lesson via Zoom at 9.30am Please use the Kindergarten Zoom Link at the top of the grid!</p> <p>Make sure you bring something to write on and with. Microphones <b>must</b> be muted to ensure all students can hear the teacher.</p> <p><b>Phonics on Seesaw:</b>  <b>Bluey Tricky Word Challenge!</b>            Look on the Seesaw Activity library for the phonics activity assigned to your child.            We are going to be practising tricky words!            If you would like to practice tricky words offline click here to download flash cards -&gt; <a href="#">Tricky Word flashcards.</a></p>	<b>TASK 2 - WRITING</b> <p><b>Writing</b> *see note below:            Please watch the instructional modelled video of Mrs Briggs on Seesaw to assist you with this task and all other writing tasks throughout the week.</p> <p>Listen to the story: Hello World! <a href="#">Solar System</a> by Jill McDonald.</p> <p><b>Learning Intention:</b>            We are learning to compose a simple sentence.</p> <p><b>Success Criteria:</b>            I can draw my ideas as 3 pictures            I can label my ideas using keywords            I can talk about my 3 ideas</p> <p>Task: We have discovered a new planet in our solar system! What does it look like and who lives there?</p> <ol style="list-style-type: none"> <li>1. Talk: Discuss what your planet looks like, and who lives there?</li> <li>2. Plan: draw things that describe your planet.              -colour              -size              -who lives there?</li> </ol>





Break	Break	Break
<p><b>Middle MATHS</b></p>	<p><b>TASK 1 - NUMBER TALK ON ZOOM – TARGET ACTIVITY</b></p> <p> Join Kindergarten for a Number Talk at 12pm. Link at the top of the page. </p> <p><b>Warm up:</b>  11, ___ 9, 8, 7, ___  16, 15, , ___ 3, 12, ___  22, 21, ___, 19, 18, ___  28, ___, 26, 25, 24, ___  34, 33, 32, ___, 30, ___</p> <p><b>Extension (optional):</b> Write 3 of your own counting forward combinations, starting at any number.</p>	<p><b>TASK 2 –</b></p> <p><b>Using the language of Money:</b>  In Kindergarten we recognise that there are different coins and notes in our monetary system.</p> <p><u>Seesaw Video and Activity:</u>  <i>Week 2, Thursday - Maths</i>  Watch the video to learn more about notes before completing the Seesaw activity.</p> 
Break	Break	Break
<p><b>Afternoon</b></p>	<p style="text-align: center;"></p> <p style="text-align: center;"><b>Darug Language with Ms Seymour</b>  <b>Please use the Kindergarten Zoom link at the top of today's grid!</b>  Join 2pm via Zoom</p>	



## FRIDAY 15<sup>th</sup> October 2021

<b>SM ZOOM LINK</b>	<b>Zoom Link:</b> <a href="https://nsweducation.zoom.us/j/68357625595?pwd=MXk2cjQyeINKMTZrTGI2YnVOamdRdz09">https://nsweducation.zoom.us/j/68357625595?pwd=MXk2cjQyeINKMTZrTGI2YnVOamdRdz09</a> <b>Meeting ID:</b> 683 5762 5595 <b>Passcode:</b> 295048	
<b>Daily Overview MORNING CIRCLE</b>	<b>Daily Overview:</b> Watch the video on Seesaw to see what we are doing today. Listen to the Morning Circle songs. Good morning song - <a href="https://www.youtube.com/watch?v=Cul_p7a9VGs">https://www.youtube.com/watch?v=Cul_p7a9VGs</a> Days of the week - <a href="https://www.youtube.com/watch?v=3tx0rvuXIRg&amp;t=1s">https://www.youtube.com/watch?v=3tx0rvuXIRg&amp;t=1s</a> Months of the year - <a href="https://www.youtube.com/watch?v=SSI-SbVz2oA&amp;t=1s">https://www.youtube.com/watch?v=SSI-SbVz2oA&amp;t=1s</a> Seasons song - <a href="https://www.youtube.com/watch?v=061ePX3k-hA">https://www.youtube.com/watch?v=061ePX3k-hA</a> Weather song - <a href="https://www.youtube.com/watch?v=RmSKsyJ15yg">https://www.youtube.com/watch?v=RmSKsyJ15yg</a>	
<b>Morning ENGLISH</b>	 <b>TASK 1 – ENGLISH TARGET ACTIVITY: PHONICS</b>  <p><b>Join in with the Kindergarten team for a daily phonics lesson via Zoom at 9.30am</b> Please use the Kindergarten Zoom Link at the top of the grid!</p> <p>Make sure you bring something to write on and with. Microphones <b>must</b> be muted to ensure all students can hear the teacher.</p> <p><b>Phonics on Seesaw:</b>  <b>Bluey Tricky Word Challenge!</b>            Look on the Seesaw Activity library for the phonics activity assigned to your child. We are going to be practising tricky words!            If you would like to practice tricky words offline click here to download flash cards -&gt; <a href="#">Tricky Word flashcards</a>.</p>	<b>TASK 2 – WRITING</b> <p>Please watch the <a href="#">instructional modelled video of Mrs Briggs</a> to assist you with this task and all other writing tasks throughout the week.</p> <p><b>Learning Intention:</b>            We are learning to compose a simple sentence.</p> <p><b>Success Criteria:</b>            -I can talk about my ideas            -I can write my ideas into simple sentences            -I can write on the line</p> <p>Task: We have discovered a new planet in our solar system! What does it look like and who lives there?</p> <ol style="list-style-type: none"> <li>Using your plan from yesterday, talk about what your planet looks like, describe the colours and the size. Does anyone live on your planet? Who?</li> <li>Using the 'Kindergarten lines' template, write about your planet using your plan. Describe the colour, size and who lives on your planet.</li> </ol> <p>For example:            My planet is red and orange. It has 3 rings going around it. It is a small planet. The people who live there are giants.</p> 

Break	Break	Break
<p><b>Middle MATHS</b></p>	<p><b>TASK 1 -</b></p>  <p><b>Warm up:</b>        __, 7, __, 9, 10, __        __, 12, 13, __, 15, __        __, 18, __, 20, 21, __        __, 24, 25, __, 27, __        __, 30, __, 32, 33 __</p> <p><b>Extension (optional):</b> Write 3 of your own counting forward combinations, starting at any number.</p>	<p><b>TASK 2 – Using the language of Money:</b></p> <p>In Kindergarten we recognise that there are different coins and notes in our monetary system.</p> <p><u>Seesaw Video and Activity:</u>        Week 2, Friday - Maths</p> <p>Watch the videos from the last two days to revise coins and notes before completing the Seesaw activity.</p> 
Break	Break	Break
<p><b>Afternoon</b></p>	<p><b>PDHPE: Ball Skills</b></p> <p>Today we are going to practice our ability to throw a ball with precision and accuracy - this means we want the ball to land where we are aiming at throwing it. You can practice throwing a ball over arm and under arm to see what is the best way for you to hit the target you are aiming for.</p> <ol style="list-style-type: none"> <li>1. Collect a ball and a bucket or a hoop - or draw a circle on the ground in chalk.</li> <li>2. Throw the ball so it lands in the bucket, hoop or circle.</li> <li>3. Try throwing the ball overarm and underarm to test the best way for you to throw a ball to land in the target.</li> </ol> <p>Post a photo of your activity to <i>Seesaw - Friday T4 Wk2</i></p>	