

# MONDAY 18th October 2021

**Stage 1 ZOOM** Zoom Link: <https://nsweducation.zoom.us/j/68292924087?pwd=RTArSjBqT0pBM0d1Vi9mRzZlMWR0QT09>  
Meeting ID: 682 9292 4087 Passcode: 819313

Morning

## Task 1 - Phonics Zoom lesson - 10.15am - Mrs White

Connect on the zoom link above OR found in SeeSaw. Bring paper and a pencil.



### InitialLit lesson 124: prefix 'un'

Today we are going to say our Bossy 'e' rap and then read some words with bossy 'e'. We will then do some actions and their opposites and learn about the prefix 'un'. We will read words and sentences with this prefix.

### Offline:

\_\_\_\_\_lock \_\_\_\_\_pack \_\_\_\_\_did

1. I use a key to \_\_\_\_\_ the car.
2. I \_\_\_\_\_ my school bag when I get home.
3. She \_\_\_\_\_ her watch before she went for a swim.

**Zoom lesson - Join us at 12.30pm on the zoom link above for our number talks presented by Miss Tjhia.**



## TASK 2 - English - Storybook

Listen to the story Dingo <https://www.youtube.com/watch?v=cUzqwAmraTo>

- Once you have listened to the story you will need to tell your teacher what happened at the beginning, middle and end of the story.
- Draw a picture and then write a few sentences about what happened at the beginning, at the middle of the story and at the end of the story.



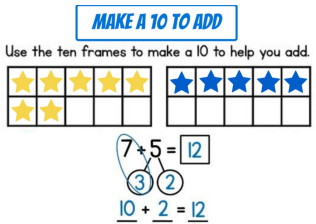
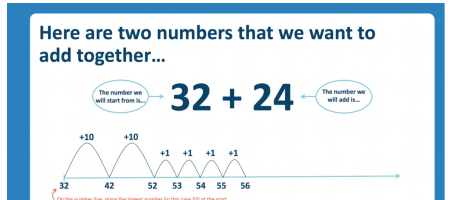
### Writing Task - Onomatopoeia

- Watch the video about Onomatopoeia- <https://www.youtube.com/watch?v=f1b5kCvVBo8>
- Onomatopoeia is the use of words whose sounds make you think of their meanings- pop, splat, woof, Bam, crack!
- Look at the list of words below. Draw pictures to represent what that word means. Choose 8 different words and create a picture for each one (see picture below for example).
- Then write sentences for the onomatopoeia words you have chosen (the ball went swish through the basketball hoop).

#### Onomatopoeia Word List



achoo bang bash bam bark bawl  
beep belch blurt boink bong boo  
boo-hoo boom bow-wow bump burp  
buzz cackle chatter crackle chirp chomp  
clash clank creak crunch ding drip fizz  
flip flop flutter giggle groan growl  
gurgle hiss honk hoot jingle kerplunk  
knock meow moan mumble munch  
mutter neigh oink ouch ooze phew  
pitterpatter plop poof pow purr rip roar  
rumble screech shuffle shush slap sizzle  
slither slurp smack snap snarl sniff snore  
splash squeak thud thump tic-toc tweet  
ugh vroom whack wham whimper whirr  
whish whizz whoop woof yelp yikes zap  
zing zip zoom




		<p><b>Success Criteria Year 1:</b></p> <ul style="list-style-type: none"> <li>• Write 2-3 simple and compound sentences.</li> <li>• Use a capital letter at the start and a full stop at the end.</li> </ul> <p><b>Success Criteria Year 2:</b></p> <ul style="list-style-type: none"> <li>• Write a paragraph with 4-5 simple and compound sentences</li> <li>• Use a variety of punctuation eg . , ! ?</li> </ul>
Break	Break	Break
Middle	<p><b>Task 1 - Mathematics - Addition - Bridging to 10</b></p> <ul style="list-style-type: none"> <li>• First click on the link and watch the video on bridging to 10. <a href="https://www.youtube.com/watch?v=x3hIOBCKwL0">https://www.youtube.com/watch?v=x3hIOBCKwL0</a></li> <li>• Write 3 sets of friends of 10 numbers and use the bridging to 10 strategy and solve the problem.</li> <li>• Draw your own ten frame to help you solve the problem.</li> <li>• Take a photo of your work and upload to seesaw.</li> <li>• Complete the activity on seesaw.</li> </ul> 	<p><b>Task 2 - Mathematics - Addition - Jump strategy</b></p> <ul style="list-style-type: none"> <li>• First click on the link and watch the video about jump strategy for addition.</li> <li>• <a href="https://www.youtube.com/watch?v=xiTHNwCrVeo">https://www.youtube.com/watch?v=xiTHNwCrVeo</a></li> <li>• Write your own 2 digit numbers and add them using the jump strategy</li> <li>• Take a picture of your work and upload to seesaw</li> <li>• Complete the activity on seesaw .</li> </ul> 
Break	Break	Break
	<p><b>TASK 1 – Science - Materials and their Properties</b></p> <p>Choose 3 everyday items found in your house. Write down what the material is made of. List the properties of these items.</p> <p>For example:</p> <ul style="list-style-type: none"> <li>• hard or soft</li> <li>• rough or smooth</li> <li>• shiny or dull</li> <li>• bendy or stiff</li> </ul>	<p><b>Optional Activity 1- Student mental Wellbeing</b></p> <ul style="list-style-type: none"> <li>• Students can choose 1-4 activities to help them relax</li> <li>• Wear comfortable clothing and drink plenty of water</li> <li>• You can upload a photo of yourself</li> </ul> <p>Cosmic yoga T-Rex <a href="https://www.youtube.com/watch?v=rnlDBKD2S78">https://www.youtube.com/watch?v=rnlDBKD2S78</a>  Wellbeing- Resilience <a href="https://www.youtube.com/watch?v=zeu9X88g8DE">https://www.youtube.com/watch?v=zeu9X88g8DE</a>  Scarlett short movie <a href="https://www.youtube.com/watch?v=JOWiPx5VRUU">https://www.youtube.com/watch?v=JOWiPx5VRUU</a>  Mario Just Dance <a href="https://www.youtube.com/watch?v=39L-M5nhx6Y">https://www.youtube.com/watch?v=39L-M5nhx6Y</a></p>


## TUESDAY 19th October 2021

<b>Stage 1 ZOOM</b>	Zoom Link: <a href="https://nsweducation.zoom.us/j/68292924087?pwd=RTArSjBqT0pBM0d1Vi9mRzZlMWR0QT09">https://nsweducation.zoom.us/j/68292924087?pwd=RTArSjBqT0pBM0d1Vi9mRzZlMWR0QT09</a> Meeting ID: 682 9292 4087      Passcode: 819313
-------------------------	---

<b>Morning</b>	<p><b>Task 1 - Phonics</b>  <b>Zoom lesson - 10.15am - Mrs White</b></p> <p><b>InitialLit lesson 125: Prefix 'un'</b></p> <p>Today we will learn some new tricky words. We will also revise what a prefix is and read a story together.</p> <p style="text-align: right;"></p> <p><u><b>Offline:</b></u></p> <div style="border: 1px solid #00a0e3; padding: 10px; margin: 10px 0; text-align: center;"> <p style="color: #00a0e3; font-weight: bold;">Add the prefix 'un' to these words to make new ones...</p> <table style="margin: auto; border-collapse: collapse;"> <tr><td style="padding: 5px 10px;">dress</td><td style="padding: 5px 10px;">→</td><td style="padding: 5px 10px;">undress</td></tr> <tr><td style="padding: 5px 10px;">equal</td><td style="padding: 5px 10px;">→</td><td style="padding: 5px 10px;">unequal</td></tr> <tr><td style="padding: 5px 10px;">fair</td><td style="padding: 5px 10px;">→</td><td style="padding: 5px 10px;">unfair</td></tr> <tr><td style="padding: 5px 10px;">fit</td><td style="padding: 5px 10px;">→</td><td style="padding: 5px 10px;">unfit</td></tr> </table> </div> <ul style="list-style-type: none"> <li>Write each of the words with the prefix un into a sentence. Make sure the sentence makes sense.</li> <li>Begin each sentence with a capital letter and finish with a full stop.</li> </ul>	dress	→	undress	equal	→	unequal	fair	→	unfair	fit	→	unfit	<p><b>Task 2 -English - Storybook</b></p> <p>Listen to the story Dingo <a href="https://www.youtube.com/watch?v=cUzqwAmraTo">https://www.youtube.com/watch?v=cUzqwAmraTo</a></p> <ul style="list-style-type: none"> <li>Why does Dingo nudge her pups to her mate?</li> <li>When is dusk?</li> <li>Why are dingoes good at hunting?</li> <li>Where was the possum and wombat hiding?</li> <li>What does frenzy mean?</li> <li>What was your favourite part of the story and why?</li> </ul> <p><b>Writing: Sizzling Start</b></p> <ul style="list-style-type: none"> <li>Sizzling starts are a great way to grab your reader's attention and get them hooked onto your story. DO NOT start a story with once upon a time, one day, there once was.</li> <li>Watch the video on how to write a sizzling start:  <a href="https://www.youtube.com/watch?v=akwRzjNahzQ">https://www.youtube.com/watch?v=akwRzjNahzQ</a></li> <li>Watch the sizzling starts in movies:  <a href="https://www.youtube.com/watch?v=9gdJU-bK8Us&amp;list=PLJTFyHBdwrqZRtAPg2lIBd_JFz2d8dYLY&amp;index=1">https://www.youtube.com/watch?v=9gdJU-bK8Us&amp;list=PLJTFyHBdwrqZRtAPg2lIBd_JFz2d8dYLY&amp;index=1</a></li> <li>Write down how they made the beginning a sizzling start.</li> <li>Look at the picture below and write a sizzling start, an example has been provided.</li> </ul> <p><u>Example Sizzling start:</u>  <b>Food Fight!</b>        This was WAR! Kate stood shocked; a piece of half - eaten cake was splattered all over her face. Anne gagged as David's soggy tomato sandwich hit her mouth and hung from her nose. Chaos followed as Jerry, Mark and Emma all ran and took cover behind the trees, as they were terrified. "Stop!" Mr Smith shouted. He stood in the</p> <div style="text-align: right; margin-top: 10px;">  </div>
dress	→	undress												
equal	→	unequal												
fair	→	unfair												
fit	→	unfit												

	<p>Zoom lesson - Join us at 12.30pm on the zoom link above for our number talks presented by Miss Tjhia.</p> 	<p>playground, his hands clenched, and the blood had drained from his face. Suddenly there was a scream... “Let’s get Mr Smith”!</p> <p><b>Success Criteria Year 1:</b></p> <ul style="list-style-type: none"><li>• Write 2-3 simple and compound sentences.</li><li>• Use onomatopoeia in your sizzling start</li><li>• Use a capital letter at the start and a full stop at the end.</li></ul> <p><b>Success Criteria Year 2:</b></p> <ul style="list-style-type: none"><li>• Write a paragraph with 4-5 simple and compound sentences</li><li>• Use onomatopoeia in your sizzling start</li><li>• Use a variety of punctuation eg . , ! ?</li></ul>																		
Break	Break	Break																		
Middle	<p><b>Task 1 - Mathematics - Subtraction 2 digit numbers</b></p> <ul style="list-style-type: none"><li>• First click on the link and watch the video on subtracting 2 digit numbers.</li><li>• <a href="https://www.youtube.com/watch?v=n0HDh8PP8sQ">https://www.youtube.com/watch?v=n0HDh8PP8sQ</a></li><li>• Use skittles or smarties to help with this activity.</li><li>• Make your 2 digit numbers and solve and explain you problems.</li><li>• Take a picture of your work and upload to seesaw then complete the activity on seesaw.</li></ul> <div><table><tr><td>25 - 11</td><td>48 - 24</td><td>76 - 15</td></tr><tr><td>87 - 34</td><td>98 - 46</td><td>43 - 23</td></tr></table></div>	25 - 11	48 - 24	76 - 15	87 - 34	98 - 46	43 - 23	<p><b>Task 2 - Mathematics - Subtracting Tens</b></p> <ul style="list-style-type: none"><li>• First click on the link and watch the video on subtracting tens. <a href="https://www.youtube.com/watch?v=i7d5XhJiNfE">https://www.youtube.com/watch?v=i7d5XhJiNfE</a></li><li>• Use ten-frames and draw your own counters to subtract the numbers shown. Make sure to draw an x on the frames that are being subtracted.</li><li>• Take a picture of your work and upload to seesaw.</li><li>• Then complete the subtraction task on seesaw.</li></ul> <div><table><tr><td><div><div></div><div></div><div></div><div></div></div><div><div></div><div></div><div></div><div></div></div></td><td><div><div></div><div></div><div></div><div></div></div><div><div></div><div></div><div></div><div></div></div></td><td><div><div></div><div></div><div></div><div></div></div><div><div></div><div></div><div></div><div></div></div></td></tr><tr><td><div><div></div><div></div><div></div><div></div></div><div><div></div><div></div><div></div><div></div></div></td><td><div><div></div><div></div><div></div><div></div></div><div><div></div><div></div><div></div><div></div></div></td><td><div><div></div><div></div><div></div><div></div></div><div><div></div><div></div><div></div><div></div></div></td></tr></table><p>Draw your own counters!</p><table><tr><td>39 - 20=</td><td>38 - 20=</td></tr><tr><td>15 - 10=</td><td>55 - 10=</td></tr><tr><td>27 - 20=</td><td>47 - 40=</td></tr></table></div>	<div><div></div><div></div><div></div><div></div></div> <div><div></div><div></div><div></div><div></div></div>	<div><div></div><div></div><div></div><div></div></div> <div><div></div><div></div><div></div><div></div></div>	<div><div></div><div></div><div></div><div></div></div> <div><div></div><div></div><div></div><div></div></div>	<div><div></div><div></div><div></div><div></div></div> <div><div></div><div></div><div></div><div></div></div>	<div><div></div><div></div><div></div><div></div></div> <div><div></div><div></div><div></div><div></div></div>	<div><div></div><div></div><div></div><div></div></div> <div><div></div><div></div><div></div><div></div></div>	39 - 20=	38 - 20=	15 - 10=	55 - 10=	27 - 20=	47 - 40=
25 - 11	48 - 24	76 - 15																		
87 - 34	98 - 46	43 - 23																		
<div><div></div><div></div><div></div><div></div></div> <div><div></div><div></div><div></div><div></div></div>	<div><div></div><div></div><div></div><div></div></div> <div><div></div><div></div><div></div><div></div></div>	<div><div></div><div></div><div></div><div></div></div> <div><div></div><div></div><div></div><div></div></div>																		
<div><div></div><div></div><div></div><div></div></div> <div><div></div><div></div><div></div><div></div></div>	<div><div></div><div></div><div></div><div></div></div> <div><div></div><div></div><div></div><div></div></div>	<div><div></div><div></div><div></div><div></div></div> <div><div></div><div></div><div></div><div></div></div>																		
39 - 20=	38 - 20=																			
15 - 10=	55 - 10=																			
27 - 20=	47 - 40=																			
Break	Break	Break																		



<p>Afternoon</p>	<p><b>ZOOM online - STAGE 1 CONNECTS 2pm</b></p> <p>Join the Stage 1 teachers and your friends at the zoom meeting for some fun.</p> <p>Use the Zoom link at top of the grid OR the link posted on SeeSaw.</p>	<p><b>Optional Task 1- Drawing using your hand as an outline</b></p> <p>Watch the Youtube video to use the outline of your hand as a start in creating many different animals. Choose as many as you like and add any designs, colours or even glitter. Upload a photo to seesaw.</p> <p><a href="https://www.youtube.com/watch?v=qJNSOte9h4I">https://www.youtube.com/watch?v=qJNSOte9h4I</a></p> 
------------------	--	--

## WEDNESDAY 20th October 2021

**Stage 1  
ZOOM**

Zoom Link: <https://nsweducation.zoom.us/j/68292924087?pwd=RTArSjBqT0pBM0d1Vi9mRzZlMWR0QT09>

Meeting ID: 682 9292 4087

Passcode: 819313

### Task 1 - Phonics

#### Zoom lesson - 10.15am - Mrs White

Connect on the zoom link above OR found in SeeSaw.  
Bring paper and a pencil.



### InitialLit lesson 126: Multi-syllable words

Today we are going to revise our letter sounds and some tricky words. We will then learn how to read and write long words with two, three or even four syllables.

#### Offline:

remember	city	fantastic	hair
helicopter	badge	magic	caterpillar

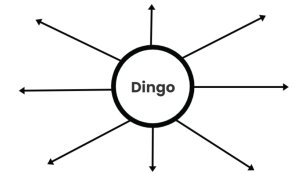
1 syllable	2 syllables
3 syllables	4 syllables

**Zoom lesson - Join us at 12.30pm on the zoom link above for our number talks presented by Mrs Andersen.**

### Task 2 - English - Storybook

Listen to the story Dingo <https://www.youtube.com/watch?v=cUzqwAmraTo>

- Draw a word map like the image below.
- Then write words that you associate with dingoes around the word map.



### Writing: Sizzling Starts

- Watch the following video to see how they used sizzling starts  
<https://www.youtube.com/watch?v=T5zPYNT3sXo>
- Write down how they made the beginning a sizzling start.
- Look at the picture below and write a sizzling start.



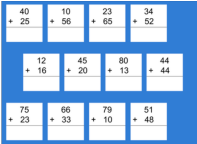



FIRST DAY OF THE SCHOOL YEAR,  
AND I SUSPECT MY TEACHER IS A  
MONSTER!

#### Success Criteria Year 1:

- Write 2-3 simple and compound sentences.
- Use onomatopoeia in your sizzling start
- Use a capital letter at the start and a full stop at the end.

#### Success Criteria Year 2:

- Write a paragraph with 4-5 simple and compound sentences
- Use onomatopoeia in your sizzling start
- Use a variety of punctuation eg . , ! ?



Break	Break	Break
Middle	<p><b>Task 1 - Mathematics - Addition without Regrouping</b></p> <ul style="list-style-type: none"> <li>First click on the link and watch the video, addition to 2 digit numbers without regrouping. <a href="https://www.youtube.com/watch?v=bcOK7pGri1c">https://www.youtube.com/watch?v=bcOK7pGri1c</a></li> <li>Write a few sets of two digit numbers and add them to find the answer.</li> </ul>  <ul style="list-style-type: none"> <li>Solve the problem and explain your answer and upload to seesaw.</li> </ul>	<p><b>Task 2 - Mathematics - Double digit addition</b></p> <ul style="list-style-type: none"> <li>First click on the link and watch the video on double digit addition. <a href="https://www.youtube.com/watch?v=ayFAh4VNMFA">https://www.youtube.com/watch?v=ayFAh4VNMFA</a></li> <li>Write a few sets of 2 digit numbers ,add them and determine whether its less than 50, equal to 50 or greater than 50.</li> <li>Take a photo of your work and upload to seesaw.</li> </ul> 
Break	Break	Break
Afternoon	<p><b>Optional Activity Board Games-</b> Play a board game with your family members or friends. Make sure you all take turns and enjoy having some fun.</p>  <p>Ban all electronic devices during your game!</p>	<p><b>#RPSUNPLUGGED</b></p> <p>All students are to switch off devices and complete no online work for 1 hour between 1-2pm.</p> <p>This means no access to technology at all. Get some fresh air or lay down in a quiet spot and relax.</p> 

## THURSDAY 21st October 2021

<b>Stage 1 ZOOM</b>	Zoom Link: <a href="https://nsweducation.zoom.us/j/68292924087?pwd=RTArSjBqT0pBM0d1Vi9mRzZlMWR0QT09">https://nsweducation.zoom.us/j/68292924087?pwd=RTArSjBqT0pBM0d1Vi9mRzZlMWR0QT09</a> Meeting ID: 682 9292 4087      Passcode: 819313	
<b>Morning</b>	<p><b>Task 1 - Phonics</b>  <b>Zoom lesson - 10.15am - Mrs White</b></p> <p><b>InitialLit lesson 127 - Multi-syllable words</b>          Today we are going to practise our tricky words and play Head, Shoulders, Knees and Toes. Then we will read and write some more long words. We will also have a dinosaur challenge.</p> <p><b>Offline:</b>          Think of 4 words for each of the following:</p> <ul style="list-style-type: none"> <li>• 1 syllable</li> <li>• 2 syllables</li> <li>• 3 syllables</li> <li>• 4 syllables</li> </ul> <p><b>Zoom lesson - Join us at 12.30pm on the zoom link above for our number talks presented by Mrs Andersen.</b></p>	<p><b>Task 2 - English - Storybook</b>          Listen to the story Dingo <a href="https://www.youtube.com/watch?v=cUzgwAmraTo">https://www.youtube.com/watch?v=cUzgwAmraTo</a></p> <ul style="list-style-type: none"> <li>• Once you have listened to the story, you will do some of your own research on dingoes.</li> <li>• When you have finished your research on dingoes, you will need to write three fun facts for your teacher about dingoes.</li> <li>• Make sure you put your fun facts into your own words instead and not copying your facts from the internet.</li> </ul> <p><b>Writing: Sizzling Start</b></p> <ul style="list-style-type: none"> <li>• Watch the following video to see how they used sizzling starts <a href="https://www.youtube.com/watch?v=JTcQGzUfXE8&amp;list=PLDnMLE1kzDk55J3owCDv7E5mIJG3UOBTj&amp;index=4">https://www.youtube.com/watch?v=JTcQGzUfXE8&amp;list=PLDnMLE1kzDk55J3owCDv7E5mIJG3UOBTj&amp;index=4</a></li> <li>• Write down how they made the beginning a sizzling start.</li> <li>• Look at the picture below and write a sizzling start.</li> </ul> <div data-bbox="1126 986 1512 1236" data-label="Image"> </div> <p><b>Success Criteria Year 1:</b></p> <ul style="list-style-type: none"> <li>• Write 2-3 simple and compound sentences.</li> <li>• Use onomatopoeia in your sizzling start</li> <li>• Use a capital letter at the start and a full stop at the end.</li> </ul> <p><b>Success Criteria Year 2:</b></p> <ul style="list-style-type: none"> <li>• Write a paragraph with 4-5 simple and compound sentences</li> </ul> <ul style="list-style-type: none"> <li>• Use onomatopoeia in your sizzling start</li> <li>• Use a variety of punctuation eg . , ! ?</li> </ul>
<b>Break</b>	<b>Break</b>	



## FRIDAY 22nd October 2021

<b>Stage 1 ZOOM</b>	Zoom Link: <a href="https://nsweducation.zoom.us/j/68292924087?pwd=RTArSjBqT0pBM0d1Vi9mRzZlMWR0QT09">https://nsweducation.zoom.us/j/68292924087?pwd=RTArSjBqT0pBM0d1Vi9mRzZlMWR0QT09</a> Meeting ID: 682 9292 4087      Passcode: 819313	
<b>Morning</b>	<p><b>Task 1 - Phonics Zoom lesson - 10.15am - Mrs White</b>          Connect on the zoom link above OR found in SeeSaw.          Bring paper and a pencil.</p>  <p><b>InitialLit lesson 128: Review</b>          Today we are going to learn some new tricky words.          We will also play some games and read some long words.</p> <p><b>Offline:</b></p> <ul style="list-style-type: none"> <li>Write a sentence using the word caterpillar. Draw a picture when you have finished</li> <li>Write a sentence using the word helicopter. Draw a picture when you have finished</li> </ul> <p>Make sure you create a compound sentence using a conjunction (because, so, but, and)</p>	<p><b>Task 2 - English - Storybook</b>          Listen to the story Dingo <a href="https://www.youtube.com/watch?v=cUzqwAmraTo">https://www.youtube.com/watch?v=cUzqwAmraTo</a></p> <ul style="list-style-type: none"> <li>Then click on the link to the video to watch how to draw a cartoon dingo. <a href="https://www.youtube.com/watch?v=KG5hDU5t1KA">https://www.youtube.com/watch?v=KG5hDU5t1KA</a></li> </ul> <p><b>Writing: Sizzling Start</b></p> <ul style="list-style-type: none"> <li>Watch the following video to see how they used sizzling starts <a href="https://www.youtube.com/watch?v=HG3L98NFyro&amp;list=PLAempBUf3ZzSPHG6a7CVIPnXAucWhem3S&amp;index=5">https://www.youtube.com/watch?v=HG3L98NFyro&amp;list=PLAempBUf3ZzSPHG6a7CVIPnXAucWhem3S&amp;index=5</a></li> <li>Write down how they made the beginning a sizzling start.</li> <li>Look at the picture below and write a sizzling start.</li> </ul>  <p style="text-align: center; font-size: small;">This is the moment before the dance battle turned into a disaster.</p> <p><b>Success Criteria Year 1:</b></p> <ul style="list-style-type: none"> <li>Write 2-3 simple and compound sentences.</li> <li>Use onomatopoeia in your sizzling start</li> <li>Use a capital letter at the start and a full stop at the end.</li> </ul> <p><b>Success Criteria Year 2:</b></p> <ul style="list-style-type: none"> <li>Write a paragraph with 4-5 simple and compound sentences</li> <li>Use onomatopoeia in your sizzling start</li> <li>Use a variety of punctuation eg . , ! ?</li> </ul>
<b>Break</b>	<b>Break</b>	
		<b>Break</b>



Middle

### Task 1 - Mathematics - Money Addition


Add the money up and write the total of coins and notes. Remember when we write money we put the dollar sign first and the coins after the decimal place eg \$5.25

How much is the total of each of the collections of coins?









### Task 2 - Mathematics - Money Matchup

Match the coins with the total of money by adding it up.

	\$0.80
	thirty cents
	5c
	twenty cents
	\$2.20
	50 cents
	\$1.70
	\$4.00
	60c
	two dollars

Break

Break

Break

Afternoon

### TASK 1 - History - Past, Present and Future

#### Money, money, money!

Investigate Australian money from the past and present. Create a powerpoint presentation that explains what was used in our Australian past. Include the coins, notes, values in your slides. You can also include our current money but explain how that has evolved from paper to plastic. Include any coins that are no longer in use Eg: 1 cent



Include your opinion about what you think will change in the future with money and how we use it. Upload a copy of your powerpoint or save on a usb to share with the class.

### Task 1- Gummy Bears song and recipe

Make your own gummy bears while listening to the Gummy bear song. Have a great weekend!

song <https://www.youtube.com/watch?v=astISottCQ0>

recipe <https://www.youtube.com/watch?v=gjI28LL7ojo>

